



COLORADO DEPARTMENT OF EDUCATION
 FULL-TIME EQUIVALENCE (F.T.E.), AVERAGE SALARY, AND AVERAGE EXPERIENCE
 OF SUPT/ASST.SUPT/BOCES DIRECTOR (101,102,120)
 LEVEL OF EDUCATION

DISTRICT NAME	AVERAGE DAILY RATE	AVERAGE SALARY	FTE	AVERAGE AGE	LEVEL OF EDUCATION			TEACHING EXPERIENCE		EDUCATION EXPERIENCE	
					% LESS THAN BA	% BA	% MA OR HIGHER	INSTATE	OUT-OF-STATE	INSTATE	OUT-OF-STATE
SETTING: Denver Metro											
ADAMS											
MAPLETON 1	564.77	129,333	4.0	48	0.0	0.0	100.0	7.00	1.00	23.00	1.00
ADAMS 12 FIVE STAR SCHOOLS	470.49	122,328	11.8	51	0.0	16.7	83.3	7.75	2.58	14.83	5.67
ADAMS COUNTY 14	406.93	105,801	8.0	49	0.0	12.5	87.5	4.50	1.63	4.50	3.50
BRIGHTON 27J	465.79	121,104	3.0	50	0.0	33.3	66.7	5.67	6.33	10.33	10.33
WESTMINSTER 50	479.61	124,699	6.0	48	16.7	33.3	50.0	5.00	1.50	9.50	1.50
ARAPAHOE											
ENGLEWOOD 1	408.67	106,255	4.8	55	0.0	0.0	100.0	2.00	3.40	21.00	6.80
SHERIDAN 2	369.99	96,198	3.0	50	0.0	0.0	100.0	2.33	3.33	5.33	3.33
CHERRY CREEK 5	706.81	162,567	6.0	55	0.0	16.7	83.3	4.33	2.33	17.00	5.17
LITTLETON 6	564.00	143,819	5.0	56	0.0	20.0	80.0	0.00	3.40	1.60	15.40
ADAMS-ARAPAHOE 28J	574.29	149,315	6.0	48	0.0	0.0	100.0	4.50	0.00	8.17	0.00
BOULDER											
ST VRAIN VALLEY RE 1J	539.24	125,643	4.5	53	0.0	20.0	80.0	6.40	0.00	11.00	0.00
BOULDER VALLEY RE 2	465.22	120,957	7.4	53	0.0	0.0	100.0	6.38	0.88	12.00	0.88
DENVER											
DENVER COUNTY 1	509.19	112,532	19.0	48	94.0	0.0	5.3	0.00	0.00	0.00	0.00
DOUGLAS											
DOUGLAS COUNTY RE 1	667.56	150,868	7.0	49	0.0	28.6	71.4	10.00	3.00	10.00	3.00
JEFFERSON											
JEFFERSON COUNTY R-1	475.53	108,896	31.0	50	9.7	32.3	58.1	5.94	0.32	9.45	0.42
SETTING: Urban-Suburban											
EL PASO											
HARRISON 2	434.76	95,647	6.2	45	16.7	50.0	33.3	0.50	0.33	0.50	0.83
WIDEFIELD 3	483.24	109,697	7.0	49	0.0	0.0	100.0	10.00	4.43	21.29	4.43
FOUNTAIN 8	498.13	129,513	3.9	49	0.0	0.0	100.0	13.00	6.25	13.00	6.25
COLORADO SPRINGS 11	473.52	106,543	10.0	57	10.0	30.0	60.0	1.10	0.00	10.90	0.00
CHEYENNE MOUNTAIN 12	503.68	113,329	3.0	46	0.0	0.0	100.0	11.00	3.00	17.33	3.00
MANITOU SPRINGS 14	346.48	80,384	3.0	55	0.0	0.0	100.0	0.00	0.00	0.00	0.00
ACADEMY 20	538.40	121,678	12.4	51	0.0	6.7	93.3	4.00	0.80	13.87	2.07
LEWIS-PALMER 38	482.29	110,445	7.1	52	0.0	0.0	100.0	6.50	4.13	13.63	5.50
FALCON 49	461.42	106,587	7.5	52	12.5	12.5	75.0	5.25	4.38	9.00	4.38
LARIMER											
POUDRE R-1	588.45	135,345	5.0	52	0.0	0.0	100.0	6.00	4.20	15.20	7.00
THOMPSON R-2J	420.78	109,402	5.0	54	0.0	60.0	40.0	2.00	2.00	8.60	7.20
MESA											
MESA COUNTY VALLEY 51	377.65	98,190	10.6	52	9.1	0.0	90.9	10.27	0.91	26.89	1.11
PUEBLO											
PUEBLO CITY 60	475.89	124,207	7.6	50	0.0	12.5	87.5	7.13	0.75	11.50	3.25
PUEBLO COUNTY RURAL 70	408.96	106,330	2.0	49	0.0	0.0	100.0	6.50	0.00	19.50	1.50
WELD											
GREELEY 6	512.20	133,171	3.0	58	0.0	0.0	100.0	0.00	7.00	1.33	10.33




COLORADO DEPARTMENT OF EDUCATION
 FULL-TIME EQUIVALENCE (F.T.E.), AVERAGE SALARY, AND AVERAGE EXPERIENCE
 OF SUPT/ASST.SUPT/BOCES DIRECTOR (101,102,120)
 LEVEL OF EDUCATION

DISTRICT NAME	AVERAGE DAILY RATE	AVERAGE SALARY	FTE	AVERAGE AGE	LEVEL OF EDUCATION			TEACHING EXPERIENCE		EDUCATION EXPERIENCE	
					% LESS THAN BA	% BA	% MA OR HIGHER	INSTATE	OUT-OF-STATE	INSTATE	OUT-OF-STATE
SETTING: Outlying City											
ALAMOSA											
ALAMOSA RE-11J	389.70	101,712	1.0	47	0.0	0.0	100.0	16.00	0.00	16.00	0.00
FREMONT											
CANON CITY RE-1	329.93	85,782	5.9	48	0.0	16.7	83.3	3.83	3.33	7.33	6.83
GARFIELD											
ROARING FORK RE-1	406.92	102,543	2.5	54	0.0	33.3	66.7	4.00	2.33	17.00	3.67
LA PLATA											
DURANGO 9-R	526.92	137,000	1.0	64	0.0	0.0	100.0	0.00	2.00	7.00	28.00
LAS ANIMAS											
TRINIDAD 1	362.36	81,168	1.0	66	0.0	0.0	100.0	0.00	3.00	22.00	10.00
LOGAN											
VALLEY RE-1	335.37	87,196	2.0	57	0.0	0.0	100.0	0.00	8.33	17.00	8.33
MOFFAT											
MOFFAT COUNTY RE:NO 1	411.97	107,112	2.0	56	0.0	0.0	100.0	8.00	4.67	19.67	12.00
MONTEZUMA											
MONTEZUMA-CORTEZ RE-1	359.58	93,490	2.0	45	0.0	0.0	100.0	2.50	3.00	5.00	6.50
MONTROSE											
MONTROSE COUNTY RE-1J	416.09	104,855	3.0	59	0.0	0.0	100.0	11.67	1.00	24.33	7.00
MORGAN											
FORT MORGAN RE-3	389.85	101,751	4.0	58	0.0	0.0	100.0	14.75	7.00	22.00	7.00
OTERO											
EAST OTERO R-1	289.14	71,997	1.8	46	0.0	0.0	100.0	8.50	0.00	22.00	0.00
PROWERS											
LAMAR RE-2	478.04	105,170	1.3	57	0.0	0.0	100.0	17.33	0.00	28.33	0.00
ROUTT											
STEAMBOAT SPRINGS RE-2	610.21	145,229	1.0	63	0.0	0.0	100.0	0.00	8.00	3.00	20.00
SETTING: Outlying Town											
ADAMS											
BENNETT 29J	420.70	100,967	1.0	54	0.0	0.0	100.0	8.00	0.00	25.00	0.00
ARCHULETA											
ARCHULETA COUNTY 50 JT	396.00	99,000	1.0	49	0.0	0.0	100.0	0.00	13.00	5.00	22.00
BACA											
SPRINGFIELD RE-4	329.17	79,000	1.0	43	0.0	0.0	100.0	9.00	0.00	10.00	0.00
BENT											
LAS ANIMAS RE-1	355.10	87,000	1.0	36	0.0	0.0	100.0	8.00	0.00	10.00	0.00
CHAFFEE											
BUENA VISTA R-31	346.15	90,000	1.0	48	0.0	0.0	100.0	3.00	12.00	3.00	12.00
SALIDA R-32	354.56	79,421	1.0	61	0.0	0.0	100.0	12.00	24.00	14.00	24.00
CHEYENNE											
CHEYENNE COUNTY RE-5	354.55	78,000	1.0	47	0.0	0.0	100.0	19.00	0.00	19.00	0.00
CLEAR CREEK											
CLEAR CREEK RE-1	354.41	92,500	1.0	53	0.0	0.0	100.0	9.00	21.00	9.00	21.00
CROWLEY											
CROWLEY COUNTY RE-1-J	391.24	71,989	1.0	35	0.0	0.0	100.0	5.00	0.00	10.00	0.00



COLORADO DEPARTMENT OF EDUCATION
 FULL-TIME EQUIVALENCE (F.T.E.), AVERAGE SALARY, AND AVERAGE EXPERIENCE
 OF SUPT/ASST.SUPT/BOCES DIRECTOR (101,102,120)
 LEVEL OF EDUCATION

DISTRICT NAME	AVERAGE DAILY RATE	AVERAGE SALARY	FTE	AVERAGE AGE	LEVEL OF EDUCATION			TEACHING EXPERIENCE		EDUCATION EXPERIENCE	
					% LESS THAN BA	% BA	% MA OR HIGHER	INSTATE	OUT-OF-STATE	INSTATE	OUT-OF-STATE
SETTING: Outlying Town (CONT.)											
DELTA											
DELTA COUNTY 50(J)	441.42	97,112	2.0	57	0.0	0.0	100.0	0.00	0.00	7.00	0.00
EAGLE											
EAGLE COUNTY RE 50	0.00	0	0.0	0	0.0	0.0	0.0	0.00	0.00	0.00	0.00
FREMONT											
FLORENCE RE-2	354.17	85,000	1.0	58	0.0	0.0	100.0	16.00	0.00	35.00	0.00
GARFIELD											
GARFIELD RE-2	426.78	110,964	2.0	53	0.0	0.0	100.0	0.00	0.00	5.00	15.00
GRAND											
WEST GRAND 1-JT.	357.69	93,000	1.0	42	0.0	0.0	100.0	3.00	17.00	3.00	17.00
EAST GRAND 2	670.20	128,679	1.0	53	0.0	0.0	100.0	4.00	0.00	31.00	0.00
GUNNISON											
GUNNISON WATERSHED RE1J	346.15	90,000	1.0	53	0.0	0.0	100.0	1.00	8.00	18.00	10.00
HUERFANO											
HUERFANO RE-1	487.57	96,052	1.0	48	0.0	0.0	100.0	0.00	8.00	0.00	8.00
KIT CARSON											
BURLINGTON RE-6J	364.41	86,000	1.0	44	0.0	0.0	100.0	10.00	0.00	20.00	0.00
LAKE											
LAKE COUNTY R-1	472.74	104,002	1.0	58	0.0	0.0	100.0	0.00	8.00	10.00	18.00
LA PLATA											
BAYFIELD 10 JT-R	444.69	106,726	1.0	62	0.0	0.0	100.0	12.00	4.00	21.00	4.00
LARIMER											
PARK (ESTES PARK) R-3	374.32	86,094	2.0	48	0.0	66.7	33.3	13.33	1.33	13.33	1.33
LINCOLN											
LIMON RE-4J	458.33	110,000	1.0	54	0.0	0.0	100.0	1.00	0.00	9.00	0.00
MORGAN											
BRUSH RE-2(J)	373.67	97,153	1.0	34	0.0	0.0	100.0	5.00	0.00	9.00	0.00
OTERO											
ROCKY FORD R-2	320.42	83,310	1.0	62	0.0	0.0	100.0	16.00	13.00	23.00	13.00
FOWLER R-4J	180.55	43,333	0.9	73	0.0	0.0	100.0	2.00	0.00	49.00	0.00
PHILLIPS											
HOLYOKE RE-1J	307.76	80,017	1.0	59	0.0	0.0	100.0	3.00	30.00	3.00	30.00
PITKIN											
ASPEN 1	535.07	123,065	2.0	56	0.0	0.0	100.0	0.00	9.33	7.67	12.67
RIO BLANCO											
MEEKER RE1	421.38	98,604	1.0	55	0.0	0.0	100.0	17.00	0.00	30.00	0.00
RANGELY RE-4	338.18	81,162	1.0	61	0.0	0.0	100.0	3.00	13.00	13.00	21.00
RIO GRANDE											
DEL NORTE C-7	455.88	93,000	1.0	65	0.0	0.0	100.0	8.00	31.00	9.00	31.00
MONTE VISTA C-8	385.65	91,014	1.0	56	0.0	0.0	100.0	20.00	0.00	31.00	0.00
ROUTT											
HAYDEN RE-1	486.03	108,391	0.9	52	0.0	0.0	100.0	14.00	10.00	17.00	10.00
SAGUACHE											
CENTER 26 JT	384.18	99,887	1.0	42	0.0	0.0	100.0	0.00	9.00	9.00	9.00
SAN MIGUEL											
TELLURIDE R-1	704.24	154,932	1.0	57	0.0	0.0	100.0	0.00	7.00	6.00	23.00



COLORADO DEPARTMENT OF EDUCATION
 FULL-TIME EQUIVALENCE (F.T.E.), AVERAGE SALARY, AND AVERAGE EXPERIENCE
 OF SUPT/ASST.SUPT/BOCES DIRECTOR (101,102,120)
 LEVEL OF EDUCATION


DISTRICT NAME	AVERAGE DAILY RATE	AVERAGE SALARY	FTE	AVERAGE AGE	LEVEL OF EDUCATION			TEACHING EXPERIENCE		EDUCATION EXPERIENCE	
					% LESS THAN BA	% BA	% MA OR HIGHER	INSTATE	OUT-OF-STATE	INSTATE	OUT-OF-STATE
SETTING: Outlying Town (CONT.)											
SEDGWICK											
JULESBURG RE-1	0.00	0	0.0	0	0.0	0.0	0.0	0.00	0.00	0.00	0.00
SUMMIT											
SUMMIT RE-1	501.46	115,337	2.0	55	0.0	0.0	100.0	15.50	12.00	18.00	12.00
TELLER											
WOODLAND PARK RE-2	403.55	94,028	2.0	54	50.0	0.0	50.0	0.00	0.00	6.50	0.00
WASHINGTON											
AKRON R-1	312.50	75,000	1.0	48	0.0	0.0	100.0	12.00	0.00	21.00	0.00
WELD											
WELD COUNTY RE-1	566.61	130,320	1.0	51	0.0	0.0	100.0	4.00	0.00	21.00	0.00
EATON RE-2	409.33	98,239	2.0	48	0.0	66.7	33.3	2.33	0.00	15.67	0.00
WINDSOR RE-4	419.56	109,086	2.0	45	0.0	50.0	50.0	12.00	0.00	16.00	2.50
JOHNSTOWN-MILLIKEN RE-5J	388.46	100,999	2.0	52	0.0	0.0	100.0	0.00	3.50	16.50	3.50
PLATTE VALLEY RE-7	297.24	77,284	2.0	48	0.0	0.0	100.0	0.00	0.00	11.50	3.00
WELD COUNTY S/D RE-8	438.25	96,415	3.0	50	0.0	0.0	100.0	11.00	8.00	17.33	8.00
AULT-HIGHLAND RE-9	514.35	107,500	1.0	61	0.0	0.0	100.0	0.00	3.00	7.00	28.00
YUMA											
YUMA 1	335.71	94,000	1.0	43	0.0	0.0	100.0	3.00	15.00	3.00	15.00
WRAY RD-2	338.46	88,000	1.0	51	0.0	0.0	100.0	21.00	0.00	28.00	0.00
IDALIA RJ-3	255.11	66,585	1.0	46	0.0	100.0	0.0	21.00	1.00	21.00	1.00
LIBERTY J-4	260.00	65,000	1.0	36	0.0	0.0	100.0	10.00	13.00	10.00	13.00
COLORADO BOCES											
UTE PASS BOCES	237.57	55,593	0.6	37	0.0	0.0	100.0	0.00	0.00	0.00	0.00
SETTING: Rural											
ADAMS											
STRASBURG 31J	458.33	110,000	1.0	56	0.0	0.0	100.0	34.00	0.00	34.00	0.00
ALAMOSA											
SANGRE DE CRISTO RE-22J	375.52	75,480	1.0	56	0.0	0.0	100.0	6.00	6.00	10.00	6.00
ARAPAHOE											
DEER TRAIL 26J	352.27	77,500	1.0	53	0.0	0.0	100.0	15.00	9.00	19.00	9.00
BYERS 32J	320.16	76,838	1.0	35	0.0	0.0	100.0	5.00	0.00	10.00	0.00
BACA											
WALSH RE-1	293.33	66,000	1.0	43	0.0	0.0	100.0	19.00	0.00	19.00	0.00
PRITCHETT RE-3	305.56	55,000	1.0	34	0.0	0.0	100.0	9.00	3.00	9.00	3.00
VILAS RE-5	345.95	90,294	2.9	54	0.0	33.3	66.7	5.33	0.67	5.67	0.67
CAMPO RE-6	262.86	55,200	1.0	44	0.0	0.0	100.0	9.00	0.00	9.00	0.00
BENT											
MC CLAVE RE-2	321.75	72,393	1.0	45	0.0	0.0	100.0	21.00	0.00	23.00	0.00
CHEYENNE											
KIT CARSON R-1	462.34	91,081	1.1	49	0.0	0.0	100.0	23.00	0.00	23.00	0.00
CONEJOS											
NORTH CONEJOS RE-1J	367.07	84,425	2.0	49	0.0	0.0	100.0	10.00	1.50	17.00	1.50
SANFORD 6J	319.78	83,142	1.0	43	0.0	100.0	0.0	14.00	1.00	14.00	1.00
SOUTH CONEJOS RE-10	330.97	75,793	1.0	53	0.0	0.0	100.0	27.00	0.00	30.00	0.00

COLORADO DEPARTMENT OF EDUCATION
 FULL-TIME EQUIVALENCE (F.T.E.), AVERAGE SALARY, AND AVERAGE EXPERIENCE
 OF SUPT/ASST.SUPT/BOCES DIRECTOR (101,102,120)
 LEVEL OF EDUCATION

DISTRICT NAME	AVERAGE DAILY RATE	AVERAGE SALARY	FTE	AVERAGE AGE	LEVEL OF EDUCATION			TEACHING EXPERIENCE		EDUCATION EXPERIENCE	
					% LESS THAN BA	% BA	% MA OR HIGHER	INSTATE	OUT-OF-STATE	INSTATE	OUT-OF-STATE
SETTING: Rural (CONT.)											
COSTILLA											
CENTENNIAL R-1	384.58	69,225	1.0	55	0.0	100.0	0.0	6.00	2.00	6.00	2.00
SIERRA GRANDE R-30	627.37	111,672	1.0	62	0.0	0.0	100.0	3.00	0.00	27.00	0.00
CUSTER											
CUSTER COUNTY SCHOOL DISTRICT	390.63	75,000	1.0	43	0.0	0.0	100.0	4.00	6.00	5.00	6.00
DOLORES											
DOLORES COUNTY RE NO.2	310.00	80,910	1.0	52	0.0	0.0	100.0	12.00	14.00	12.00	14.00
ELBERT											
ELIZABETH C-1	423.08	110,000	1.0	60	0.0	0.0	100.0	0.00	6.00	0.00	30.00
KIOWA C-2	400.00	80,000	1.0	41	0.0	0.0	100.0	8.00	0.00	17.00	0.00
BIG SANDY 100J	300.00	72,000	1.0	45	0.0	0.0	100.0	17.00	1.00	20.00	1.00
ELBERT 200	332.60	65,190	1.0	37	0.0	0.0	100.0	19.00	0.00	19.00	0.00
AGATE 300	335.00	67,000	1.0	38	0.0	0.0	100.0	9.00	0.00	9.00	0.00
EL PASO											
CALHAN RJ-1	326.92	85,000	1.0	62	0.0	0.0	100.0	0.00	5.00	0.00	34.00
ELLCOTT 22	360.58	93,750	1.0	54	0.0	0.0	100.0	0.00	7.00	2.00	17.00
PEYTON 23 JT	418.69	79,552	1.0	49	0.0	0.0	100.0	5.00	10.00	13.00	10.00
HANOVER 28	194.95	38,990	1.3	55	0.0	0.0	100.0	2.00	6.50	19.50	11.50
EDISON 54 JT	245.61	56,000	1.0	57	0.0	0.0	100.0	4.00	0.00	9.00	0.00
MIAMI/YODER 60 JT	259.62	67,500	1.0	47	0.0	0.0	100.0	0.00	10.00	8.00	10.00
FREMONT											
COTOPAXI RE-3	407.71	75,834	1.0	46	0.0	0.0	100.0	5.00	0.00	22.00	0.00
GARFIELD											
GARFIELD 16	448.70	112,174	1.0	65	100.0	0.0	0.0	0.00	1.00	17.00	20.00
GILPIN											
GILPIN COUNTY RE-1	440.00	110,000	1.0	48	0.0	0.0	100.0	0.00	5.00	1.00	19.00
HINSDALE											
HINSDALE COUNTY RE 1	412.26	80,390	1.0	58	0.0	0.0	100.0	0.00	9.00	7.00	30.00
HUERFANO											
LA VETA RE-2	173.08	45,000	1.0	48	0.0	0.0	100.0	9.00	0.00	25.00	0.00
JACKSON											
NORTH PARK R-1	326.77	83,000	1.0	58	0.0	0.0	100.0	0.00	32.00	0.00	32.00
KIOWA											
EADS RE-1	292.34	76,302	1.0	37	0.0	0.0	100.0	14.00	0.00	15.00	0.00
PLAINVIEW RE-2	436.37	61,091	0.8	64	0.0	0.0	100.0	16.00	0.00	27.00	0.00
KIT CARSON											
ARRIBA-FLAGLER C-20	331.95	80,000	1.0	50	0.0	0.0	100.0	22.00	0.00	27.00	0.00
HI-PLAINS R-23	363.64	57,455	0.7	56	0.0	0.0	100.0	27.00	0.00	28.00	0.00
STRATTON R-4	263.46	68,500	1.0	57	0.0	0.0	100.0	0.00	33.00	0.00	33.00
BETHUNE R-5	270.83	65,000	1.0	57	0.0	0.0	100.0	18.00	4.00	18.00	15.00
LA PLATA											
IGNACIO 11 JT	352.70	85,000	1.0	54	0.0	0.0	100.0	19.00	0.00	27.00	0.00
LAS ANIMAS											
PRIMERO REORGANIZED 2	333.33	70,000	1.0	36	0.0	0.0	100.0	0.00	5.00	5.00	5.00
HOEHNE REORGANIZED 3	346.15	72,000	1.0	57	0.0	0.0	100.0	0.00	7.00	0.00	33.00

COLORADO DEPARTMENT OF EDUCATION
 FULL-TIME EQUIVALENCE (F.T.E.), AVERAGE SALARY, AND AVERAGE EXPERIENCE
 OF SUPT/ASST.SUPT/BOCES DIRECTOR (101,102,120)
 LEVEL OF EDUCATION

DISTRICT NAME	AVERAGE DAILY RATE	AVERAGE SALARY	FTE	AVERAGE AGE	LEVEL OF EDUCATION			TEACHING EXPERIENCE		EDUCATION EXPERIENCE	
					% LESS THAN BA	% BA	% MA OR HIGHER	INSTATE	OUT-OF-STATE	INSTATE	OUT-OF-STATE
SETTING: Rural (CONT.)											
LAS ANIMAS (CONT.)											
AGUILAR REORGANIZED 6	325.00	65,000	1.0	57	0.0	0.0	100.0	35.00	0.00	35.00	0.00
BRANSON REORGANIZED 82	321.36	64,272	1.0	43	0.0	100.0	0.0	6.00	0.00	6.00	0.00
KIM REORGANIZED 88	270.27	50,000	1.0	66	0.0	0.0	100.0	14.00	8.00	20.00	8.00
LINCOLN											
GENOA-HUGO C113	258.59	67,493	1.0	37	0.0	0.0	100.0	10.00	0.00	15.00	0.00
KARVAL RE-23	256.73	62,642	1.0	46	0.0	0.0	100.0	1.00	22.00	1.00	22.00
LOGAN											
FRENCHMAN RE-3	288.46	75,000	1.0	51	0.0	0.0	100.0	0.00	9.00	0.00	29.00
BUFFALO RE-4	316.46	75,000	1.0	54	0.0	0.0	100.0	29.00	0.00	29.00	0.00
PLATEAU RE-5	350.01	77,003	0.9	51	0.0	0.0	100.0	29.00	0.00	29.00	0.00
MESA											
DE BEQUE 49JT	337.50	81,000	1.0	42	0.0	0.0	100.0	4.00	11.00	4.00	11.00
PLATEAU VALLEY 50	366.97	88,073	1.0	45	0.0	0.0	100.0	6.00	0.00	15.00	0.00
MINERAL											
CREEDE CONSOLIDATED 1	367.20	82,620	1.0	53	0.0	0.0	100.0	25.00	1.00	25.00	1.00
MONTEZUMA											
DOLORES RE-4A	324.76	81,514	1.0	54	0.0	0.0	100.0	12.00	0.00	29.00	0.00
MANCOS RE-6	346.32	80,000	1.0	52	0.0	0.0	100.0	9.00	0.00	13.00	0.00
MONTROSE											
WEST END RE-2	298.56	77,625	1.0	64	0.0	0.0	100.0	5.00	28.00	5.00	28.00
MORGAN											
WELDON VALLEY RE-20(J)	346.15	72,000	1.0	52	0.0	0.0	100.0	14.00	13.00	14.00	13.00
WIGGINS RE-50(J)	336.73	87,550	1.0	58	0.0	0.0	100.0	0.00	10.00	0.00	30.00
OTERO											
MANZANOLA 3J	332.68	86,498	1.0	49	0.0	0.0	100.0	27.00	0.00	27.00	0.00
CHERAW 31	316.83	64,000	1.0	35	0.0	0.0	100.0	11.00	0.00	11.00	0.00
SWINK 33	288.46	75,000	1.0	59	0.0	0.0	100.0	0.00	26.00	0.00	32.00
OURAY											
OURAY R-1	247.28	56,875	0.6	58	0.0	0.0	100.0	17.00	3.00	17.00	3.00
RIDGWAY R-2	373.83	80,000	1.0	48	0.0	0.0	100.0	1.00	7.00	3.00	7.00
PARK											
PLATTE CANYON 1	446.59	98,250	1.0	61	0.0	0.0	100.0	3.00	0.00	34.00	0.00
PARK COUNTY RE-2	305.54	55,302	1.6	51	0.0	0.0	100.0	10.50	3.50	12.50	7.50
PHILLIPS											
HAXTUN RE-2J	445.56	62,380	0.7	67	0.0	0.0	100.0	0.00	0.00	39.00	0.00
PROWERS											
GRANADA RE-1	250.00	60,000	1.0	52	0.0	0.0	100.0	17.00	0.00	17.00	0.00
HOLLY RE-3	666.35	136,605	0.5	62	0.0	0.0	100.0	21.00	0.00	40.00	0.00
WILEY RE-13 JT	257.69	67,000	1.0	61	0.0	0.0	100.0	5.00	19.00	5.00	19.00
RIO GRANDE											
SARGENT RE-33J	350.84	83,500	1.0	60	0.0	0.0	100.0	0.00	0.00	2.00	23.00
ROUTT											
SOUTH ROUTT RE 3	338.46	88,000	1.0	55	0.0	0.0	100.0	8.00	0.00	16.00	0.00
SAGUACHE											
MOUNTAIN VALLEY RE 1	345.45	76,000	1.0	37	0.0	0.0	100.0	8.00	0.00	8.00	0.00



COLORADO DEPARTMENT OF EDUCATION
 FULL-TIME EQUIVALENCE (F.T.E.), AVERAGE SALARY, AND AVERAGE EXPERIENCE
 OF SUPT/ASST.SUPT/BOCES DIRECTOR (101,102,120)
 LEVEL OF EDUCATION

DISTRICT NAME	AVERAGE DAILY RATE	AVERAGE SALARY	FTE	AVERAGE AGE	LEVEL OF EDUCATION			TEACHING EXPERIENCE		EDUCATION EXPERIENCE	
					% LESS THAN BA	% BA	% MA OR HIGHER	INSTATE	OUT-OF-STATE	INSTATE	OUT-OF-STATE
SETTING: Rural (CONT.)											
SAGUACHE (CONT.)											
MOFFAT 2	313.15	81,419	1.0	56	0.0	0.0	100.0	1.00	8.00	9.00	8.00
SAN JUAN											
SILVERTON 1	318.18	70,000	1.0	41	0.0	0.0	100.0	13.00	1.00	18.00	1.00
SAN MIGUEL											
NORWOOD R-2J	386.36	85,000	1.0	60	0.0	0.0	100.0	2.00	1.00	2.00	1.00
SEDGWICK											
PLATTE VALLEY RE-3	327.28	52,036	0.7	57	0.0	0.0	100.0	0.00	0.00	2.00	0.00
TELLER											
CRIPPLE CREEK-VICTOR RE-1	394.23	82,000	1.0	44	0.0	0.0	100.0	9.00	5.00	9.00	5.00
WASHINGTON											
ARICKAREE R-2	330.43	76,000	1.0	45	0.0	0.0	100.0	8.00	0.00	24.00	1.00
OTIS R-3	322.92	77,500	1.0	40	0.0	0.0	100.0	7.00	0.00	15.00	0.00
LONE STAR 101	380.95	80,000	1.0	63	0.0	0.0	100.0	0.00	4.00	0.00	36.00
WOODLIN R-104	203.85	53,000	1.0	49	0.0	0.0	100.0	12.00	0.00	12.00	0.00
WELD											
KEENESBURG RE-3(J)	340.94	88,645	1.7	48	0.0	0.0	100.0	0.00	0.00	11.50	6.00
BRIGGS DALE RE-10	224.67	48,754	1.8	49	0.0	0.0	100.0	13.00	3.50	13.50	3.50
PRAIRIE RE-11	436.36	96,000	1.0	53	0.0	0.0	100.0	26.00	0.00	27.00	0.00
PAWNEE RE-12	273.08	71,000	1.0	33	0.0	0.0	100.0	0.00	4.00	0.00	4.00
SETTING: Colorado BOCES											
COLORADO BOCES											
EAST CENTRAL BOCES	386.51	89,284	2.0	49	0.0	0.0	100.0	17.33	0.67	24.00	0.67
MOUNTAIN BOCES	421.47	92,723	2.0	51	0.0	0.0	100.0	8.50	6.00	18.00	8.50
CENTENNIAL BOCES	490.77	121,710	1.0	59	0.0	0.0	100.0	8.00	0.00	31.00	0.00
NORTHEAST BOCES	305.29	76,934	2.0	47	0.0	0.0	100.0	7.00	0.00	12.00	3.00
PIKES PEAK BOCES	345.45	76,000	1.0	50	0.0	0.0	100.0	10.00	0.00	11.00	0.00
SAN JUAN BOCES	344.68	81,000	1.0	50	0.0	0.0	100.0	0.00	0.00	0.00	0.00
SAN LUIS VALLEY BOCES	283.43	73,693	2.0	49	0.0	0.0	100.0	11.00	3.00	24.50	3.00
SOUTH CENTRAL BOCES	340.53	76,619	2.0	46	0.0	0.0	100.0	5.00	5.50	11.00	12.00
SOUTHEASTERN BOCES	267.57	65,021	0.6	55	0.0	0.0	100.0	1.00	4.00	14.00	14.00
SOUTHWEST BOCES	161.33	32,105	1.0	61	0.0	0.0	100.0	0.00	0.00	0.00	0.00
NORTHWEST COLO BOCES	367.43	63,933	2.0	48	0.0	0.0	100.0	0.00	0.00	0.00	0.00
LARIMER BOCES	291.65	40,833	0.4	74	0.0	0.0	100.0	0.00	0.00	31.00	0.00
ADAMS COUNTY BOCES	384.09	99,864	1.0	51	0.0	100.0	0.0	1.00	0.00	6.00	0.00
RIO BLANCO BOCES	327.36	68,746	1.0	51	0.0	0.0	100.0	14.00	11.00	14.00	11.00
EXPEDITIONARY BOCES	472.22	85,000	1.0	58	0.0	0.0	100.0	34.00	0.00	34.00	0.00
GRAND VALLEY BOCES	0.00	0	0.0	0	0.0	0.0	0.0	0.00	0.00	0.00	0.00
MT EVANS BOCES	281.82	62,000	1.0	30	0.0	0.0	100.0	0.00	0.00	0.00	0.00
UNCOMPAHGRE BOCES	353.33	74,200	1.0	52	0.0	0.0	100.0	0.00	21.00	7.00	24.00
SANTA FE TRAIL BOCES	301.50	72,360	1.0	45	0.0	0.0	100.0	12.00	0.00	25.00	0.00
FRONT RANGE BOCES	440.90	105,817	1.0	48	0.0	0.0	100.0	0.00	0.00	0.00	0.00
STATE TOTALS	427.22	101,800	424.7	51	6.2	10.1	83.7	6.58	3.15	12.64	5.11