



COLORADO DEPARTMENT OF EDUCATION
 FULL-TIME EQUIVALENCE (F.T.E.), AVERAGE SALARY, AND AVERAGE EXPERIENCE
 OF SUPT/ASST.SUPT/BOCES DIRECTOR (101,102,120)
 LEVEL OF EDUCATION

DISTRICT NAME	AVERAGE DAILY RATE	AVERAGE SALARY	FTE	AVERAGE AGE	LEVEL OF EDUCATION			TEACHING EXPERIENCE		EDUCATION EXPERIENCE	
					% LESS THAN BA	% BA	% MA OR HIGHER	INSTATE	OUT-OF-STATE	INSTATE	OUT-OF-STATE
SETTING: Denver Metro											
ADAMS											
MAPLETON 1	604.94	137,323	2.0	52	0.0	0.0	100.0	10.00	2.00	25.50	2.00
ADAMS 12 FIVE STAR SCHOOLS	441.08	114,681	13.7	51	0.0	14.3	85.7	7.50	2.50	14.79	4.57
ADAMS COUNTY 14	411.45	106,978	3.9	53	0.0	0.0	100.0	1.75	3.25	7.25	7.00
BRIGHTON 27J	425.19	110,549	3.9	51	0.0	25.0	75.0	6.00	0.50	13.75	3.50
WESTMINSTER 50	467.66	121,591	6.0	49	16.7	33.3	50.0	0.00	0.00	0.00	0.00
ARAPAHOE											
ENGLEWOOD 1	397.69	103,399	5.0	54	0.0	0.0	100.0	4.60	3.40	20.20	4.00
SHERIDAN 2	369.27	96,010	2.8	49	0.0	0.0	100.0	2.33	3.33	4.33	3.33
CHERRY CREEK 5	662.97	152,483	6.0	54	0.0	16.7	83.3	4.33	2.33	16.00	5.17
LITTLETON 6	575.15	146,664	5.0	57	0.0	0.0	100.0	5.40	0.60	7.00	15.60
ADAMS-ARAPAHOE 28J	564.32	141,080	5.0	50	0.0	0.0	100.0	1.60	2.20	9.60	3.80
BOULDER											
ST VRAIN VALLEY RE 1J	542.31	126,359	3.0	53	0.0	33.3	66.7	7.00	0.00	10.33	0.00
BOULDER VALLEY RE 2	466.84	121,844	6.0	53	0.0	0.0	100.0	10.33	6.00	16.67	6.00
DENVER											
DENVER COUNTY 1	633.58	120,380	12.0	49	58.3	8.3	33.3	3.00	0.00	5.00	0.00
DOUGLAS											
DOUGLAS COUNTY RE 1	737.86	166,757	4.0	50	0.0	20.0	80.0	5.20	8.20	5.20	8.20
JEFFERSON											
JEFFERSON COUNTY R-1	447.39	102,452	26.9	50	11.5	30.8	57.7	5.58	0.15	9.08	0.27
SETTING: Urban-Suburban											
EL PASO											
HARRISON 2	410.59	89,920	6.0	51	25.0	50.0	25.0	0.75	0.00	0.75	0.00
WIDEFIELD 3	442.14	100,366	7.0	48	0.0	0.0	100.0	10.00	4.43	20.29	4.43
FOUNTAIN 8	461.04	120,331	4.0	47	0.0	0.0	100.0	2.75	1.50	10.00	4.25
COLORADO SPRINGS 11	497.08	111,843	9.0	55	11.1	11.1	77.8	0.00	0.00	8.11	0.00
CHEYENNE MOUNTAIN 12	573.68	126,209	3.1	54	0.0	0.0	100.0	10.00	4.00	20.00	9.67
MANITOU SPRINGS 14	342.06	78,672	3.1	57	0.0	0.0	100.0	0.00	0.00	1.67	2.33
ACADEMY 20	510.50	115,373	13.1	49	0.0	7.7	92.3	4.62	0.92	14.38	2.38
LEWIS-PALMER 38	453.95	103,955	7.0	50	0.0	0.0	100.0	10.38	1.88	21.00	3.25
FALCON 49	465.80	107,601	4.0	54	0.0	0.0	100.0	9.00	3.50	14.25	7.25
LARIMER											
POUDRE R-1	578.03	132,948	5.0	53	0.0	20.0	80.0	0.60	3.40	5.40	6.20
THOMPSON R-2J	412.34	107,209	5.0	50	0.0	40.0	60.0	3.60	2.00	12.00	7.20
MESA											
MESA COUNTY VALLEY 51	364.08	94,662	10.0	52	7.7	0.0	92.3	9.62	0.38	27.90	0.50
PUEBLO											
PUEBLO CITY 60	472.55	123,335	4.8	54	0.0	20.0	80.0	3.20	1.20	8.20	1.20
PUEBLO COUNTY RURAL 70	392.50	102,051	2.0	48	0.0	0.0	100.0	6.50	0.00	18.50	1.50
WELD											
GREELEY 6	440.55	114,544	5.0	53	0.0	0.0	100.0	0.00	4.20	4.20	5.80




COLORADO DEPARTMENT OF EDUCATION
 FULL-TIME EQUIVALENCE (F.T.E.), AVERAGE SALARY, AND AVERAGE EXPERIENCE
 OF SUPT/ASST.SUPT/BOCES DIRECTOR (101,102,120)
 LEVEL OF EDUCATION

DISTRICT NAME	AVERAGE DAILY RATE	AVERAGE SALARY	FTE	AVERAGE AGE	LEVEL OF EDUCATION			TEACHING EXPERIENCE		EDUCATION EXPERIENCE	
					% LESS THAN BA	% BA	% MA OR HIGHER	INSTATE	OUT-OF-STATE	INSTATE	OUT-OF-STATE
SETTING: Outlying City											
ALAMOSA											
ALAMOSA RE-11J	384.06	87,183	2.1	52	0.0	0.0	100.0	10.00	0.00	14.67	0.00
FREMONT											
CANON CITY RE-1	316.99	82,733	5.8	51	0.0	0.0	100.0	3.67	3.33	12.33	6.83
GARFIELD											
ROARING FORK RE-1	408.79	103,015	3.0	52	0.0	33.3	66.7	4.00	4.33	16.67	4.33
LA PLATA											
DURANGO 9-R	512.03	133,640	1.0	63	0.0	0.0	100.0	0.00	2.00	6.00	28.00
LAS ANIMAS											
TRINIDAD 1	335.25	87,500	1.0	57	0.0	0.0	100.0	9.00	0.00	29.00	0.00
LOGAN											
VALLEY RE-1	338.40	87,982	2.0	56	0.0	0.0	100.0	0.00	6.25	17.75	6.25
MOFFAT											
MOFFAT COUNTY RE:NO 1	379.53	98,679	2.0	55	0.0	0.0	100.0	12.00	3.50	20.00	9.00
MONTEZUMA											
MONTEZUMA-CORTEZ RE-1	337.49	88,085	2.0	44	0.0	0.0	100.0	1.50	3.00	4.00	6.50
MONTROSE											
MONTROSE COUNTY RE-1J	390.91	98,899	3.0	58	0.0	0.0	100.0	10.67	1.00	23.33	7.00
MORGAN											
FORT MORGAN RE-3	342.34	89,350	4.0	57	0.0	0.0	100.0	14.75	7.00	21.00	7.00
OTERO											
EAST OTERO R-1	327.56	81,563	2.0	45	0.0	0.0	100.0	11.00	0.00	20.50	0.00
PROWERS											
LAMAR RE-2	354.76	79,821	2.0	58	0.0	0.0	100.0	14.50	0.00	25.50	0.00
ROUTT											
STEAMBOAT SPRINGS RE-2	630.70	149,476	1.0	62	0.0	0.0	100.0	0.00	8.00	2.00	19.00
SETTING: Outlying Town											
ADAMS											
BENNETT 29J	745.45	164,000	0.5	56	0.0	0.0	100.0	8.00	0.00	32.00	0.00
ARCHULETA											
ARCHULETA COUNTY 50 JT	361.00	90,250	2.0	53	0.0	0.0	100.0	6.75	3.25	22.00	5.50
BACA											
SPRINGFIELD RE-4	252.50	60,600	1.0	42	0.0	0.0	100.0	9.00	0.00	9.00	0.00
BENT											
LAS ANIMAS RE-1	354.17	85,000	1.0	35	0.0	0.0	100.0	8.00	0.00	11.00	0.00
CHAFFEE											
BUENA VISTA R-31	365.38	95,000	1.0	52	0.0	0.0	100.0	0.00	10.00	0.00	10.00
SALIDA R-32	383.84	99,798	1.0	60	0.0	0.0	100.0	12.00	24.00	14.00	24.00
CHEYENNE											
CHEYENNE COUNTY RE-5	354.55	78,000	1.0	46	0.0	0.0	100.0	19.00	0.00	19.00	0.00
CLEAR CREEK											
CLEAR CREEK RE-1	363.03	94,751	1.0	52	0.0	0.0	100.0	10.00	0.00	28.00	0.00
CROWLEY											
CROWLEY COUNTY RE-1-J	380.43	70,000	1.0	34	0.0	0.0	100.0	4.00	0.00	9.00	0.00




COLORADO DEPARTMENT OF EDUCATION
 FULL-TIME EQUIVALENCE (F.T.E.), AVERAGE SALARY, AND AVERAGE EXPERIENCE
 OF SUPT/ASST.SUPT/BOCES DIRECTOR (101,102,120)
 LEVEL OF EDUCATION

DISTRICT NAME	AVERAGE DAILY RATE	AVERAGE SALARY	FTE	AVERAGE AGE	LEVEL OF EDUCATION			TEACHING EXPERIENCE		EDUCATION EXPERIENCE		
					% LESS THAN BA	% BA	% MA OR HIGHER	INSTATE	OUT-OF-STATE	INSTATE	OUT-OF-STATE	
SETTING: Outlying Town (CONT.)												
DELTA												
DELTA COUNTY 50(J)	420.47	92,503	2.0	52	0.0	0.0	100.0	5.00	0.00	8.00	0.00	0.00
EAGLE												
EAGLE COUNTY RE 50	494.44	129,048	1.0	50	0.0	0.0	100.0	20.00	0.00	29.00	0.00	0.00
FREMONT												
FLORENCE RE-2	354.17	85,000	1.0	57	0.0	0.0	100.0	15.00	0.00	34.00	0.00	0.00
GARFIELD												
GARFIELD RE-2	392.52	102,055	2.0	55	0.0	0.0	100.0	0.00	0.00	10.50	22.50	0.00
GRAND												
WEST GRAND 1-JT.	326.92	85,000	1.0	41	0.0	0.0	100.0	2.00	17.00	2.00	17.00	17.00
EAST GRAND 2	582.79	111,895	1.0	52	0.0	0.0	100.0	4.00	0.00	30.00	0.00	0.00
GUNNISON												
GUNNISON WATERSHED RE1J	326.92	85,000	1.0	53	0.0	0.0	100.0	23.00	2.00	30.00	0.00	2.00
HUERFANO												
HUERFANO RE-1	355.09	69,953	2.0	51	0.0	0.0	100.0	12.00	4.00	12.00	0.00	4.00
KIT CARSON												
BURLINGTON RE-6J	396.70	87,273	1.0	57	0.0	0.0	100.0	17.00	0.00	31.00	0.00	3.00
LAKE												
LAKE COUNTY R-1	472.74	104,002	1.0	57	0.0	0.0	100.0	0.00	8.00	9.00	0.00	18.00
LA PLATA												
BAYFIELD 10 JT-R	390.58	93,740	1.0	61	0.0	0.0	100.0	11.00	4.00	20.00	0.00	4.00
LARIMER												
PARK (ESTES PARK) R-3	329.79	77,500	2.0	45	0.0	0.0	100.0	13.67	2.00	15.67	0.00	2.00
LINCOLN												
LIMON RE-4J	395.83	95,000	1.0	53	0.0	0.0	100.0	1.00	0.00	8.00	0.00	0.00
MORGAN												
BRUSH RE-2(J)	366.34	95,248	1.0	33	0.0	0.0	100.0	5.00	0.00	8.00	0.00	0.00
OTERO												
ROCKY FORD R-2	308.85	80,302	1.0	61	0.0	0.0	100.0	16.00	13.00	22.00	0.00	13.00
FOWLER R-4J	222.22	53,333	0.8	72	0.0	0.0	100.0	2.00	0.00	48.00	0.00	0.00
PHILLIPS												
HOLYOKE RE-1J	316.98	82,416	1.0	58	0.0	0.0	100.0	2.00	30.00	2.00	0.00	30.00
PITKIN												
ASPEN 1	534.28	122,884	2.0	54	0.0	0.0	100.0	0.00	7.00	5.50	0.00	9.50
RIO BLANCO												
MEEKER RE1	398.27	93,195	1.0	54	0.0	0.0	100.0	17.00	0.00	29.00	0.00	0.00
RANGELY RE-4	365.60	80,433	1.0	60	0.0	0.0	100.0	3.00	13.00	13.00	0.00	22.00
RIO GRANDE												
DEL NORTE C-7	441.18	90,000	1.0	64	0.0	0.0	100.0	8.00	31.00	8.00	0.00	31.00
MONTE VISTA C-8	433.50	88,000	1.0	55	0.0	0.0	100.0	20.00	0.00	30.00	0.00	0.00
ROUTT												
HAYDEN RE-1	426.44	95,100	0.9	51	0.0	0.0	100.0	14.00	10.00	16.00	0.00	10.00
SAGUACHE												
CENTER 26 JT	330.07	85,818	1.0	41	0.0	0.0	100.0	0.00	9.00	9.00	0.00	9.00
SAN MIGUEL												
TELLURIDE R-1	608.98	150,419	1.0	56	0.0	0.0	100.0	0.00	7.00	5.00	0.00	23.00




COLORADO DEPARTMENT OF EDUCATION
 FULL-TIME EQUIVALENCE (F.T.E.), AVERAGE SALARY, AND AVERAGE EXPERIENCE
 OF SUPT/ASST.SUPT/BOCES DIRECTOR (101,102,120)
 LEVEL OF EDUCATION

DISTRICT NAME	AVERAGE DAILY RATE	AVERAGE SALARY	FTE	AVERAGE AGE	LEVEL OF EDUCATION			TEACHING EXPERIENCE		EDUCATION EXPERIENCE	
					% LESS THAN BA	% BA	% MA OR HIGHER	INSTATE	OUT-OF-STATE	INSTATE	OUT-OF-STATE
SETTING: Outlying Town (CONT.)											
SEDGWICK											
JULESBURG RE-1	0.00	0	0.0	0	0.0	0.0	0.0	0.00	0.00	0.00	0.00
SUMMIT											
SUMMIT RE-1	560.00	140,000	1.0	52	0.0	0.0	100.0	19.00	2.00	24.00	2.00
TELLER											
WOODLAND PARK RE-2	396.93	90,104	1.5	54	0.0	0.0	100.0	9.50	0.00	9.50	0.00
WASHINGTON											
AKRON R-1	332.33	73,113	1.0	61	0.0	0.0	100.0	20.00	0.00	32.00	0.00
WELD											
WELD COUNTY RE-1	461.54	120,000	1.0	50	0.0	0.0	100.0	20.00	0.00	20.00	0.00
EATON RE-2	395.03	94,807	2.0	47	0.0	66.7	33.3	2.33	0.00	14.67	0.00
WINDSOR RE-4	448.08	116,500	1.0	50	0.0	0.0	100.0	7.00	6.00	13.00	6.00
JOHNSTOWN-MILLIKEN RE-5J	373.52	97,114	2.0	51	0.0	0.0	100.0	0.00	3.50	15.50	3.50
PLATTE VALLEY RE-7	262.30	68,199	2.0	47	0.0	0.0	100.0	0.00	0.00	10.50	3.00
WELD COUNTY S/D RE-8	430.15	96,784	2.0	51	0.0	0.0	100.0	6.50	11.00	14.50	11.00
AULT-HIGHLAND RE-9	511.90	107,500	1.0	60	0.0	0.0	100.0	0.00	3.00	6.00	28.00
YUMA											
YUMA 1	435.60	95,833	1.0	65	0.0	0.0	100.0	31.00	3.00	31.00	3.00
WRAY RD-2	337.16	88,000	1.0	50	0.0	0.0	100.0	20.00	0.00	27.00	0.00
IDALIA RJ-3	250.11	65,280	1.0	45	0.0	100.0	0.0	19.00	1.00	19.00	1.00
LIBERTY J-4	240.00	60,000	1.0	72	0.0	0.0	100.0	8.00	0.00	27.00	0.00
COLORADO BOCES											
UTE PASS BOCES	360.77	84,420	0.5	49	0.0	0.0	100.0	11.00	0.00	11.00	19.00
SETTING: Rural											
ADAMS											
STRASBURG 31J	458.33	110,000	1.0	55	0.0	0.0	100.0	33.00	0.00	33.00	0.00
ALAMOSA											
SANGRE DE CRISTO RE-22J	368.16	74,000	1.0	55	0.0	0.0	100.0	5.00	6.00	10.00	6.00
ARAPAHOE											
DEER TRAIL 26J	363.64	80,000	1.0	60	0.0	0.0	100.0	5.00	0.00	34.00	0.00
BYERS 32J	280.94	73,044	1.0	34	0.0	0.0	100.0	5.00	0.00	9.00	0.00
BACA											
WALSH RE-1	288.89	65,000	1.0	42	0.0	0.0	100.0	17.00	0.00	17.00	0.00
PRITCHETT RE-3	305.56	55,000	1.0	33	0.0	0.0	100.0	8.00	3.00	8.00	3.00
VILAS RE-5	286.89	70,000	1.0	60	0.0	0.0	100.0	15.00	0.00	15.00	0.00
CAMPO RE-6	274.29	57,600	0.3	43	0.0	0.0	100.0	8.00	0.00	8.00	0.00
BENT											
MC CLAVE RE-2	312.38	70,285	1.0	44	0.0	0.0	100.0	20.00	0.00	22.00	0.00
CHEYENNE											
KIT CARSON R-1	436.71	86,033	1.1	48	0.0	0.0	100.0	22.00	0.00	22.00	0.00
CONEJOS											
NORTH CONEJOS RE-1J	361.09	83,050	2.0	48	0.0	0.0	100.0	10.00	1.50	16.00	1.50
SANFORD 6J	357.14	75,000	1.0	42	0.0	100.0	0.0	13.00	1.00	13.00	1.00
SOUTH CONEJOS RE-10	330.97	75,793	1.0	52	0.0	0.0	100.0	27.00	0.00	29.00	0.00




COLORADO DEPARTMENT OF EDUCATION
 FULL-TIME EQUIVALENCE (F.T.E.), AVERAGE SALARY, AND AVERAGE EXPERIENCE
 OF SUPT/ASST.SUPT/BOCES DIRECTOR (101,102,120)
 LEVEL OF EDUCATION

DISTRICT NAME	AVERAGE DAILY RATE	AVERAGE SALARY	FTE	AVERAGE AGE	LEVEL OF EDUCATION			TEACHING EXPERIENCE		EDUCATION EXPERIENCE	
					% LESS THAN BA	% BA	% MA OR HIGHER	INSTATE	OUT-OF-STATE	INSTATE	OUT-OF-STATE
SETTING: Rural (CONT.)											
COSTILLA											
CENTENNIAL R-1	361.11	65,000	1.0	54	0.0	100.0	0.0	5.00	2.00	5.00	2.00
SIERRA GRANDE R-30	484.72	85,795	1.0	61	0.0	0.0	100.0	3.00	0.00	26.00	0.00
CUSTER											
CUSTER COUNTY SCHOOL DISTRICT	333.33	75,000	1.0	52	0.0	0.0	100.0	1.00	8.00	16.00	10.00
DOLORES											
DOLORES COUNTY RE NO.2	304.37	79,440	1.0	51	0.0	0.0	100.0	12.00	14.00	12.00	14.00
ELBERT											
ELIZABETH C-1	437.23	113,680	1.0	46	0.0	0.0	100.0	5.00	0.00	18.00	0.00
KIOWA C-2	392.50	78,500	1.0	40	0.0	0.0	100.0	8.00	0.00	16.00	0.00
BIG SANDY 100J	283.33	68,000	1.0	44	0.0	0.0	100.0	17.00	1.00	20.00	1.00
ELBERT 200	316.33	62,000	1.0	36	0.0	0.0	100.0	18.00	0.00	18.00	0.00
AGATE 300	0.00	0	0.0	0	0.0	0.0	0.0	0.00	0.00	0.00	0.00
EL PASO											
CALHAN RJ-1	321.69	83,640	1.0	59	0.0	0.0	100.0	7.00	4.00	33.00	4.00
ELLICOTT 22	343.27	89,250	1.0	53	0.0	0.0	100.0	0.00	7.00	0.00	17.00
PEYTON 23 JT	418.69	79,552	1.0	49	0.0	0.0	100.0	5.00	10.00	13.00	10.00
HANOVER 28	696.31	139,262	0.6	58	0.0	0.0	100.0	4.00	0.00	37.00	0.00
EDISON 54 JT	241.23	55,000	1.0	56	0.0	0.0	100.0	4.00	0.00	9.00	0.00
MIAMI/YODER 60 JT	324.34	56,759	1.0	64	0.0	0.0	100.0	13.00	0.00	35.00	0.00
FREMONT											
COTOPAXI RE-3	405.02	75,334	1.0	45	0.0	0.0	100.0	5.00	0.00	22.00	0.00
GARFIELD											
GARFIELD 16	429.37	107,343	1.0	64	0.0	0.0	100.0	0.00	2.00	15.00	19.00
GILPIN											
GILPIN COUNTY RE-1	408.92	102,230	1.0	47	0.0	0.0	100.0	0.00	5.00	1.00	19.00
HINSDALE											
HINSDALE COUNTY RE 1	396.41	77,300	1.0	57	0.0	0.0	100.0	0.00	9.00	6.00	30.00
HUERFANO											
LA VETA RE-2	325.00	78,000	1.0	47	0.0	0.0	100.0	11.00	0.00	24.00	0.00
JACKSON											
NORTH PARK R-1	311.00	65,000	1.0	56	0.0	0.0	100.0	9.00	10.00	20.00	10.00
KIOWA											
EADS RE-1	299.36	70,650	1.0	36	0.0	0.0	100.0	13.00	0.00	14.00	0.00
PLAINVIEW RE-2	436.34	113,455	0.4	63	0.0	0.0	100.0	16.00	0.00	27.00	0.00
KIT CARSON											
ARRIBA-FLAGLER C-20	357.02	64,617	0.6	55	0.0	0.0	100.0	29.00	5.00	29.00	5.00
HI-PLAINS R-23	318.18	50,273	0.7	55	0.0	0.0	100.0	27.00	0.00	27.00	0.00
STRATTON R-4	300.93	65,000	1.0	56	0.0	0.0	100.0	0.00	33.00	0.00	33.00
BETHUNE R-5	305.15	73,235	1.0	43	0.0	0.0	100.0	11.00	0.00	19.00	0.00
LA PLATA											
IGNACIO 11 JT	331.95	80,000	1.0	53	0.0	0.0	100.0	19.00	0.00	26.00	0.00
LAS ANIMAS											
PRIMERO REORGANIZED 2	357.14	63,570	1.1	57	0.0	0.0	100.0	0.00	21.00	9.00	25.00
HOEHNE REORGANIZED 3	330.00	68,640	1.0	59	0.0	0.0	100.0	0.00	20.00	1.00	35.00



COLORADO DEPARTMENT OF EDUCATION
 FULL-TIME EQUIVALENCE (F.T.E.), AVERAGE SALARY, AND AVERAGE EXPERIENCE
 OF SUPT/ASST.SUPT/BOCES DIRECTOR (101,102,120)
 LEVEL OF EDUCATION

DISTRICT NAME	AVERAGE DAILY RATE	AVERAGE SALARY	FTE	AVERAGE AGE	LEVEL OF EDUCATION			TEACHING EXPERIENCE		EDUCATION EXPERIENCE	
					% LESS THAN BA	% BA	% MA OR HIGHER	INSTATE	OUT-OF-STATE	INSTATE	OUT-OF-STATE
SETTING: Rural (CONT.)											
LAS ANIMAS (CONT.)											
AGUILAR REORGANIZED 6	273.00	65,520	1.0	52	0.0	0.0	100.0	8.00	20.00	8.00	20.00
BRANSON REORGANIZED 82	312.00	62,400	1.0	42	0.0	100.0	0.0	4.00	0.00	5.00	0.00
KIM REORGANIZED 88	270.27	50,000	1.0	53	0.0	0.0	100.0	9.00	5.00	9.00	5.00
LINCOLN											
GENOA-HUGO C113	250.36	65,343	1.0	36	0.0	0.0	100.0	10.00	0.00	14.00	0.00
KARVAL RE-23	251.71	61,417	1.0	45	0.0	0.0	100.0	1.00	22.00	1.00	22.00
LOGAN											
FRENCHMAN RE-3	282.96	73,570	1.0	55	0.0	0.0	100.0	0.00	24.00	6.00	24.00
BUFFALO RE-4	378.53	89,711	1.0	53	0.0	0.0	100.0	28.00	0.00	28.00	0.00
PLATEAU RE-5	312.18	68,680	1.0	50	0.0	0.0	100.0	28.00	0.00	28.00	0.00
MESA											
DE BEQUE 49JT	240.38	62,500	1.0	63	0.0	0.0	100.0	13.00	0.00	25.00	0.00
PLATEAU VALLEY 50	345.83	83,000	1.0	44	0.0	0.0	100.0	6.00	0.00	14.00	0.00
MINERAL											
CREEDE CONSOLIDATED 1	540.00	81,000	1.0	52	0.0	0.0	100.0	24.00	1.00	24.00	1.00
MONTEZUMA											
DOLORES RE-4A	318.39	79,916	1.0	53	0.0	0.0	100.0	12.00	0.00	29.00	0.00
MANCOS RE-6	346.32	80,000	1.0	51	0.0	0.0	100.0	8.00	0.00	12.00	0.00
MONTROSE											
WEST END RE-2	265.38	69,000	1.0	63	0.0	0.0	100.0	4.00	28.00	4.00	28.00
MORGAN											
WELDON VALLEY RE-20(J)	336.54	70,000	1.0	51	0.0	0.0	100.0	13.00	13.00	13.00	13.00
WIGGINS RE-50(J)	326.92	85,000	1.0	57	0.0	0.0	100.0	0.00	10.00	0.00	30.00
OTERO											
MANZANOLA 3J	315.07	74,042	1.0	48	0.0	0.0	100.0	26.00	0.00	26.00	0.00
CHERAW 31	316.83	64,000	1.0	34	0.0	0.0	100.0	10.00	0.00	10.00	0.00
SWINK 33	363.64	80,000	1.0	59	0.0	0.0	100.0	19.00	0.00	33.00	0.00
OURAY											
OURAY R-1	322.73	71,000	1.0	64	0.0	0.0	100.0	0.00	6.00	19.00	12.00
RIDGWAY R-2	310.50	68,000	1.0	47	0.0	0.0	100.0	1.00	7.00	2.00	7.00
PARK											
PLATTE CANYON 1	481.24	105,873	1.0	60	0.0	0.0	100.0	3.00	0.00	33.00	0.00
PARK COUNTY RE-2	349.53	63,265	1.3	50	0.0	0.0	100.0	10.00	3.50	11.50	7.50
PHILLIPS											
HAXTUN RE-2J	432.61	112,473	0.4	66	0.0	0.0	100.0	0.00	0.00	38.00	0.00
PROWERS											
GRANADA RE-1	250.00	60,000	1.0	51	0.0	0.0	100.0	17.00	0.00	17.00	0.00
HOLLY RE-3	666.35	136,605	0.5	61	0.0	0.0	100.0	21.00	0.00	39.00	0.00
WILEY RE-13 JT	265.87	67,000	1.0	60	0.0	0.0	100.0	4.00	19.00	4.00	19.00
RIO GRANDE											
SARGENT RE-33J	350.84	83,500	1.0	59	0.0	0.0	100.0	0.00	0.00	1.00	23.00
ROUTT											
SOUTH ROUTT RE 3	326.92	85,000	1.0	54	0.0	0.0	100.0	8.00	0.00	15.00	0.00
SAGUACHE											
MOUNTAIN VALLEY RE 1	345.45	76,000	1.0	36	0.0	100.0	0.0	8.00	0.00	8.00	0.00



COLORADO DEPARTMENT OF EDUCATION
 FULL-TIME EQUIVALENCE (F.T.E.), AVERAGE SALARY, AND AVERAGE EXPERIENCE
 OF SUPT/ASST.SUPT/BOCES DIRECTOR (101,102,120)
 LEVEL OF EDUCATION

DISTRICT NAME	AVERAGE DAILY RATE	AVERAGE SALARY	FTE	AVERAGE AGE	LEVEL OF EDUCATION			TEACHING EXPERIENCE		EDUCATION EXPERIENCE		
					% LESS THAN BA	% BA	% MA OR HIGHER	INSTATE	OUT-OF-STATE	INSTATE	OUT-OF-STATE	
SETTING: Rural (CONT.)												
SAGUACHE (CONT.)												
MOFFAT 2	351.48	77,326	1.0	55	0.0	0.0	100.0	1.00	8.00	8.00	8.00	
SAN JUAN												
SILVERTON 1	305.80	67,275	1.0	40	0.0	0.0	100.0	12.00	1.00	17.00	1.00	
SAN MIGUEL												
NORWOOD R-2J	513.07	84,656	1.0	63	0.0	100.0	0.0	13.00	0.00	13.00	0.00	
SEDGWICK												
PLATTE VALLEY RE-3	300.01	43,800	0.8	56	0.0	0.0	100.0	0.00	6.00	1.00	33.00	
TELLER												
CRIPPLE CREEK-VICTOR RE-1	363.67	75,643	1.0	56	0.0	0.0	100.0	12.00	7.00	23.00	7.00	
WASHINGTON												
ARICKAREE R-2	250.00	60,000	1.0	46	0.0	0.0	100.0	0.00	10.00	6.00	10.00	
OTIS R-3	312.50	75,000	1.0	39	0.0	0.0	100.0	6.00	0.00	14.00	0.00	
LONE STAR 101	380.95	80,000	1.0	44	0.0	0.0	100.0	23.00	1.00	23.00	1.00	
WOODLIN R-104	208.33	45,000	1.0	48	0.0	0.0	100.0	12.00	0.00	12.00	0.00	
WELD												
KEENESBURG RE-3(J)	448.70	117,112	1.0	48	0.0	0.0	100.0	0.00	0.00	10.00	12.00	
BRIGGS DALE RE-10	240.08	62,420	1.0	45	0.0	0.0	100.0	12.00	7.00	13.00	7.00	
PRAIRIE RE-11	400.00	86,000	1.0	52	0.0	0.0	100.0	26.00	0.00	27.00	0.00	
PAWNEE RE-12	298.08	77,500	1.0	41	0.0	100.0	0.0	0.00	11.00	3.00	11.00	
SETTING: Colorado BOCES												
COLORADO BOCES												
EAST CENTRAL BOCES	377.51	86,827	2.0	49	0.0	0.0	100.0	21.50	0.50	23.00	0.50	
MOUNTAIN BOCES	410.36	82,072	2.2	50	0.0	0.0	100.0	8.00	6.00	17.50	8.50	
CENTENNIAL BOCES	408.34	106,165	0.9	66	0.0	0.0	100.0	4.00	0.00	30.00	0.00	
NORTHEAST BOCES	297.15	74,883	2.0	46	0.0	0.0	100.0	6.50	0.00	11.00	3.00	
PIKES PEAK BOCES	324.88	71,472	1.5	59	0.0	0.0	100.0	23.50	3.00	0.00	0.00	
SAN JUAN BOCES	341.77	81,000	1.0	49	0.0	0.0	100.0	0.00	0.00	0.00	0.00	
SAN LUIS VALLEY BOCES	279.59	72,693	2.0	48	0.0	0.0	100.0	22.50	3.00	25.00	3.00	
SOUTH CENTRAL BOCES	332.22	74,750	2.0	45	0.0	0.0	100.0	5.00	5.50	11.00	12.00	
SOUTH PLATTE VALLEY BOCES	AN APPROVED DATA FILE WAS NOT RECEIVED											
SOUTHEASTERN BOCES	284.26	67,654	2.0	51	0.0	0.0	100.0	17.50	0.50	21.00	0.50	
SOUTHWEST BOCES	158.17	31,475	1.0	60	0.0	0.0	100.0	0.00	0.00	0.00	0.00	
NORTHWEST COLO BOCES	353.11	61,442	2.0	47	0.0	0.0	100.0	0.00	0.00	0.00	0.00	
LARIMER BOCES	318.24	82,727	0.2	73	0.0	0.0	100.0	0.00	0.00	30.00	0.00	
ADAMS COUNTY BOCES	365.80	95,109	1.0	50	0.0	100.0	0.0	1.00	0.00	6.00	0.00	
RIO BLANCO BOCES	321.57	67,530	1.0	50	0.0	0.0	100.0	13.00	11.00	13.00	11.00	
EXPEDITIONARY BOCES	414.51	80,000	1.0	57	0.0	0.0	100.0	33.00	0.00	33.00	0.00	
GRAND VALLEY BOCES	0.00	0	0.0	0	0.0	0.0	0.0	0.00	0.00	0.00	0.00	
MT EVANS BOCES	311.77	68,589	1.0	59	0.0	0.0	100.0	17.00	4.00	21.00	4.00	
UNCOMPAHGRE BOCES	343.81	72,200	1.0	51	0.0	0.0	100.0	0.00	15.00	5.00	25.00	
SANTA FE TRAIL BOCES	279.17	67,000	1.0	44	0.0	0.0	100.0	11.00	0.00	24.00	0.00	
FRONT RANGE BOCES	365.38	95,000	1.0	0	0.0	0.0	0.0	0.00	0.00	0.00	0.00	
STATE TOTALS	418.99	98,593	392.5	52	3.6	9.0	87.4	7.18	2.93	14.09	4.82	

