


01/19/2007
11:15

Colorado Department of Education
Safety & Discipline Indicators (SDI)
2004-2005 Suspensions and Expulsions Report
Incident Rate and Reasons by School Type

Page: 1
File: sdi

Cnty/Dist/Sch	Type	Students Dscplned	EOY Stu Ct	% Rate	Drug Violations	Alcohol Violations	Tobacco Violations	Assaults/ Fights	Dangerous Weapons	Robbery	Other Felony	Disobey/ Defiant	Detrement Behavior	Destroy Property	Re Inte
ADAMS															
0010 MAPLETON 1															
Elementary	Susp.	89	2994	3.0	0	0	0	6	1	0	1	22	59	0	
	Expl.	2	2994	0.1	0	0	0	0	2	0	0	0	0	0	
	RLE.	5	2994	0.2	0	0	0	0	3	0	0	0	1	0	
	Oth.	3	2994	0.1	0	0	0	0	0	0	0	2	1	0	
Jr./Middle	Susp.	290	1560	18.6	12	3	7	48	3	1	0	93	114	7	
	Expl.	9	1560	0.6	3	0	0	0	0	0	0	1	4	0	
	RLE.	11	1560	0.7	7	0	0	0	3	1	0	0	0	0	
	Oth.	30	1560	1.9	0	0	0	0	0	0	0	18	7	1	
Senior	Susp.	239	1493	16.0	42	3	7	6	2	0	0	55	124	0	
	Expl.	8	1493	0.5	2	0	0	0	3	0	0	1	2	0	
	RLE.	95	1493	6.4	45	0	0	6	5	0	0	3	36	0	
	Oth.	6	1493	0.4	0	0	0	0	0	0	0	2	4	0	
0010 District Totals:															
	Susp.	618	6047	10.2	54	6	14	60	6	1	1	170	297	7	
	Expl.	19	6047	0.3	5	0	0	0	5	0	0	2	6	0	
	RLE.	111	6047	1.8	52	0	0	6	8	1	0	3	37	0	
	Oth.	39	6047	0.6	0	0	0	0	0	0	0	22	12	1	
0020 ADAMS 12 FIVE STAR SCHOOLS															
Elementary	Susp.	920	14940	6.2	0	1	0	0	1	0	0	67	80	9	
	Expl.	3	14940	0.0	0	0	0	0	1	0	0	0	0	0	
	RLE.	1	14940	0.0	0	0	0	0	0	0	0	0	0	0	
	Oth.	0	14940	0.0	0	0	0	0	0	0	0	0	0	0	
Jr./Middle	Susp.	4429	7991	55.4	90	15	29	21	6	0	1	426	113	56	
	Expl.	72	7991	0.9	11	0	0	2	14	0	0	0	1	0	
	RLE.	457	7991	5.7	95	14	3	23	16	0	1	16	8	6	
	Oth.	0	7991	0.0	0	0	0	0	0	0	0	0	0	0	
Senior	Susp.	2778	9798	28.4	236	64	23	2	9	0	0	360	86	33	



sdisuspexpl.lis

1/19/2007

Expl.	79	9798	0.8	16	0	0	2	13	0	0	2	4	1
RLE.	691	9798	7.1	241	55	0	4	18	0	0	15	26	9
Oth.	0	9798	0.0	0	0	0	0	0	0	0	0	0	0

0020 District Totals:

Susp.	8127	32729	24.8	326	80	52	23	16	0	1	853	279	98
Expl.	154	32729	0.5	27	0	0	4	28	0	0	2	5	1
RLE.	1149	32729	3.5	336	69	3	27	32	0	1	31	34	15
Oth.	0	32729	0.0	0	0	0	0	0	0	0	0	0	0




01/19/2007
11:15

Colorado Department of Education
Safety & Discipline Indicators (SDI)
2004-2005 Suspensions and Expulsions Report
Incident Rate and Reasons by School Type

Page: 2
File: sdi

Cnty/Dist/Sch	Type	Students Dscplned	EOY Stu Ct	% Rate	Drug Violations	Alcohol Violations	Tobacco Violations	Assaults/ Fights	Dangerous Weapons	Robbery	Other Felony	Disobey/ Defiant	Detrement Behavior	Destroy Property	Re Inte
ADAMS															
0030 ADAMS COUNTY 14															
Elementary	Susp.	205	3307	6.2	1	0	0	0	0	0	0	53	45	3	
	Expl.	0	3307	0.0	0	0	0	0	0	0	0	0	0	0	
	RLE.	19	3307	0.6	0	0	0	0	0	0	0	5	7	0	
	Oth.	0	3307	0.0	0	0	0	0	0	0	0	0	0	0	
Jr./Middle	Susp.	791	1633	48.4	22	4	7	0	0	0	0	90	230	4	
	Expl.	18	1633	1.1	1	3	0	0	5	0	0	2	5	1	
	RLE.	101	1633	6.2	6	4	0	0	1	0	0	5	44	3	
	Oth.	0	1633	0.0	0	0	0	0	0	0	0	0	0	0	
Senior	Susp.	559	1943	28.8	50	2	4	0	0	0	0	98	81	8	
	Expl.	42	1943	2.2	2	0	0	0	7	0	0	2	16	3	
	RLE.	103	1943	5.3	9	0	2	0	2	0	0	0	12	4	
	Oth.	0	1943	0.0	0	0	0	0	0	0	0	0	0	0	
0030 District Totals:															
	Susp.	1555	6883	22.6	73	6	11	0	0	0	0	241	356	15	
	Expl.	60	6883	0.9	3	3	0	0	12	0	0	4	21	4	
	RLE.	223	6883	3.2	15	4	2	0	7	0	0	10	63	7	
	Oth.	0	6883	0.0	0	0	0	0	0	0	0	0	0	0	
0040 BRIGHTON 27J															
Elementary	Susp.	475	5314	8.9	0	0	2	1	2	0	0	74	109	6	
	Expl.	7	5314	0.1	1	0	0	0	1	0	0	0	1	0	
	RLE.	31	5314	0.6	1	0	1	1	2	0	0	1	10	3	
	Oth.	1	5314	0.0	0	0	0	0	0	0	0	0	0	0	
Jr./Middle	Susp.	456	1284	35.5	0	1	1	0	1	0	0	72	161	2	
	Expl.	5	1284	0.4	0	0	0	0	3	0	0	0	2	0	
	RLE.	22	1284	1.7	0	1	0	0	2	0	0	0	6	1	
	Oth.	1	1284	0.1	0	0	0	0	0	0	0	0	1	0	
Senior	Susp.	557	2224	25.0	11	8	3	0	8	0	1	95	41	3	



sdisuspexpl.lis

1/19/2007

Expl.	13	2224	0.6	6	0	1	0	1	0	0	0	1	0
RLE.	25	2224	1.1	4	1	0	0	0	0	1	0	2	0
Oth.	3	2224	0.1	0	0	0	0	0	0	0	0	0	0

0040 District Totals:

Susp.	1488	8822	16.9	11	9	6	1	11	0	1	241	311	11
Expl.	25	8822	0.3	7	0	1	0	5	0	0	0	4	0
RLE.	78	8822	0.9	5	2	1	1	5	0	1	1	18	4
Oth.	5	8822	0.1	0	0	0	0	0	0	0	0	1	0




01/19/2007
11:15

Colorado Department of Education
Safety & Discipline Indicators (SDI)
2004-2005 Suspensions and Expulsions Report
Incident Rate and Reasons by School Type

Page: 3
File: sdi

Cnty/Dist/Sch	Type	Students Dscplned	EOY Stu Ct	% Rate	Drug Violations	Alcohol Violations	Tobacco Violations	Assaults/ Fights	Dangerous Weapons	Robbery	Other Felony	Disobey/ Defiant	Detrement Behavior	Destroy Property	Re Inte
ADAMS															
0050 BENNETT 29J															
Elementary	Susp.	16	501	3.2	0	0	0	8	0	0	0	3	2	0	
	Expl.	0	501	0.0	0	0	0	0	0	0	0	0	0	0	
	RLE.	0	501	0.0	0	0	0	0	0	0	0	0	0	0	
	Oth.	6	501	1.2	0	0	0	2	0	0	0	2	0	0	
Jr./Middle	Susp.	185	281	65.8	0	0	0	56	0	0	2	51	5	0	
	Expl.	1	281	0.4	0	0	0	0	1	0	0	0	0	0	
	RLE.	0	281	0.0	0	0	0	0	0	0	0	0	0	0	
	Oth.	0	281	0.0	0	0	0	0	0	0	0	0	0	0	
Senior	Susp.	213	359	59.3	8	7	9	36	0	0	0	73	0	7	
	Expl.	0	359	0.0	0	0	0	0	0	0	0	0	0	0	
	RLE.	0	359	0.0	0	0	0	0	0	0	0	0	0	0	
	Oth.	8	359	2.2	0	0	0	2	0	0	0	2	0	0	
0050 District Totals:															
	Susp.	414	1141	36.3	8	7	9	100	0	0	2	127	7	7	
	Expl.	1	1141	0.1	0	0	0	0	1	0	0	0	0	0	
	RLE.	0	1141	0.0	0	0	0	0	1	0	0	0	0	0	
	Oth.	14	1141	1.2	0	0	0	4	0	0	0	4	0	0	
0060 STRASBURG 31J															
Elementary	Susp.	10	484	2.1	0	0	0	7	0	0	0	0	2	0	
	Expl.	0	484	0.0	0	0	0	0	0	0	0	0	0	0	
	RLE.	0	484	0.0	0	0	0	0	0	0	0	0	0	0	
	Oth.	9	484	1.9	0	0	0	3	0	0	0	0	2	0	
Jr./Middle	Susp.	31	146	21.2	3	0	0	2	0	0	0	8	0	0	
	Expl.	0	146	0.0	0	0	0	0	0	0	0	0	0	0	
	RLE.	0	146	0.0	0	0	0	0	0	0	0	0	0	0	
	Oth.	74	146	50.7	0	0	0	0	0	0	0	27	0	0	
Senior	Susp.	53	227	23.3	2	6	1	9	0	0	0	21	0	0	



sdisuspexpl.lis

1/19/2007

Expl.	2	227	0.9	0	0	0	0	2	0	0	0	0	0
RLE.	0	227	0.0	0	0	0	0	0	0	0	0	0	0
Oth.	89	227	39.2	0	0	8	0	0	0	0	51	0	3

0060 District Totals:

Susp.	94	857	11.0	5	6	1	18	0	0	0	29	2	0
Expl.	2	857	0.2	0	0	0	0	2	0	0	0	0	0
RLE.	0	857	0.0	0	0	0	0	0	0	0	0	0	0
Oth.	172	857	20.1	0	0	8	3	0	0	0	78	2	3




01/19/2007
11:15

Colorado Department of Education
Safety & Discipline Indicators (SDI)
2004-2005 Suspensions and Expulsions Report
Incident Rate and Reasons by School Type

Page: 4
File: sdi

Cnty/Dist/Sch	Type	Students Dscplned	EOY Stu Ct	% Rate	Drug Violations	Alcohol Violations	Tobacco Violations	Assaults/ Fights	Dangerous Weapons	Robbery	Other Felony	Disobey/ Defiant	Detrement Behavior	Destroy Property	Re Inte
ADAMS															
0070 WESTMINSTER 50															
Elementary	Susp.	253	5299	4.8	0	0	0	95	0	0	0	39	66	8	
	Expl.	1	5299	0.0	0	0	0	0	1	0	0	0	0	0	
	RLE.	1	5299	0.0	0	0	0	0	0	0	0	0	0	0	
	Oth.	1	5299	0.0	0	0	0	0	1	0	0	0	0	0	
Jr./Middle	Susp.	2215	2688	82.4	30	1	2	434	0	0	0	798	114	20	
	Expl.	9	2688	0.3	3	0	0	1	5	0	0	0	0	0	
	RLE.	43	2688	1.6	17	0	0	12	6	0	0	0	4	0	
	Oth.	1	2688	0.0	0	0	0	0	1	0	0	0	0	0	
Senior	Susp.	811	3402	23.8	79	12	0	154	0	0	0	97	51	2	
	Expl.	24	3402	0.7	7	0	0	1	5	0	0	0	1	1	
	RLE.	226	3402	6.6	67	4	0	118	5	0	0	3	5	1	
	Oth.	0	3402	0.0	0	0	0	0	0	0	0	0	0	0	
0070 District Totals:															
	Susp.	3279	11389	28.8	109	13	2	683	0	0	0	934	231	30	
	Expl.	34	11389	0.3	10	0	0	2	11	0	0	0	1	1	
	RLE.	270	11389	2.4	84	4	0	130	10	0	0	3	9	1	
	Oth.	2	11389	0.0	0	0	0	0	2	0	0	0	0	0	
ADAMS Totals:															
	Susp.	15575	67868	22.9	586	127	95	885	33	1	5	2595	1483	168	
	Expl.	295	67868	0.4	52	3	1	6	64	0	0	8	37	6	
	RLE.	1831	67868	2.7	492	79	6	164	63	1	2	48	161	27	
	Oth.	232	67868	0.3	0	0	8	7	2	0	0	104	15	4	




01/19/2007
11:15

Colorado Department of Education
Safety & Discipline Indicators (SDI)
2004-2005 Suspensions and Expulsions Report
Incident Rate and Reasons by School Type

Page: 5
File: sdi

Cnty/Dist/Sch	Type	Students Dscplned	EOY Stu Ct	% Rate	Drug Violations	Alcohol Violations	Tobacco Violations	Assaults/ Fights	Dangerous Weapons	Robbery	Other Felony	Disobey/ Defiant	Detrement Behavior	Destroy Property	Re Inte
ALAMOSA															
0100 ALAMOSA RE-11J															
Elementary	Susp.	4	1002	0.4	0	0	0	0	0	0	0	1	3	0	
	Expl.	0	1002	0.0	0	0	0	0	0	0	0	0	0	0	
	RLE.	0	1002	0.0	0	0	0	0	0	0	0	0	0	0	
	Oth.	0	1002	0.0	0	0	0	0	0	0	0	0	0	0	
Jr./Middle	Susp.	117	628	18.6	8	2	7	0	0	0	0	3	3	0	
	Expl.	6	628	1.0	2	0	0	0	0	0	0	0	1	0	
	RLE.	6	628	1.0	5	0	0	0	0	0	0	0	1	0	
	Oth.	0	628	0.0	0	0	0	0	0	0	0	0	0	0	
Senior	Susp.	261	677	38.6	6	7	4	2	2	0	0	108	6	4	
	Expl.	3	677	0.4	1	0	0	0	2	0	0	0	0	0	
	RLE.	20	677	3.0	3	6	0	1	2	0	0	2	0	0	
	Oth.	0	677	0.0	0	0	0	0	0	0	0	0	0	0	
0100 District Totals:															
	Susp.	382	2307	16.6	14	9	11	2	2	0	0	112	12	4	
	Expl.	9	2307	0.4	3	0	0	0	2	0	0	0	1	0	
	RLE.	26	2307	1.1	8	6	0	1	2	0	0	2	1	0	
	Oth.	0	2307	0.0	0	0	0	0	0	0	0	0	0	0	
0110 SANGRE DE CRISTO RE-22J															
Elementary	Susp.	47	182	25.8	0	0	0	8	0	0	0	10	0	3	
	Expl.	0	182	0.0	0	0	0	0	0	0	0	0	0	0	
	RLE.	2	182	1.1	0	0	0	0	0	2	0	0	0	0	
	Oth.	4	182	2.2	0	0	0	0	0	0	0	0	0	0	
Jr./Middle	Susp.	0	0	0.0	0	0	0	0	0	0	0	0	0	0	
	Expl.	0	0	0.0	0	0	0	0	0	0	0	0	0	0	
	RLE.	0	0	0.0	0	0	0	0	0	0	0	0	0	0	
	Oth.	0	0	0.0	0	0	0	0	0	0	0	0	0	0	
Senior	Susp.	21	147	14.3	0	0	1	4	0	2	0	14	0	0	



sdisuspexpl.lis

1/19/2007

Expl.	0	147	0.0	0	0	0	0	0	0	0	0	0	0	0
RLE.	0	147	0.0	0	0	0	0	0	0	0	0	0	0	0
Oth.	130	147	88.4	0	0	0	0	0	0	0	2	0	0	1

0110 District Totals:

Susp.	68	329	20.7	0	0	1	12	0	2	0	24	0	0	3
Expl.	0	329	0.0	0	0	0	0	0	0	0	0	0	0	0
RLE.	2	329	0.6	0	0	0	0	0	2	0	0	0	0	0
Oth.	134	329	40.7	0	0	0	0	0	0	0	2	0	0	1



01/19/2007
11:15

Colorado Department of Education
Safety & Discipline Indicators (SDI)
2004-2005 Suspensions and Expulsions Report
Incident Rate and Reasons by School Type

Page: 6
File: sdi

Cnty/Dist/Sch	Type	Students Dscplned	EOY Stu Ct	% Rate	Drug Violations	Alcohol Violations	Tobacco Violations	Assaults/ Fights	Dangerous Weapons	Robbery	Other Felony	Disobey/ Defiant	Detrement Behavior	Destroy Property	Re Inte
ALAMOSA															
ALAMOSA Totals:															
	Susp.	450	2636	17.1	14	9	12	14	2	2	0	136	12	7	
	Expl.	9	2636	0.3	3	0	0	0	2	0	0	0	1	0	
	RLE.	28	2636	1.1	8	6	0	1	2	2	0	2	1	0	
	Oth.	134	2636	5.1	0	0	0	0	0	0	0	2	0	1	




01/19/2007
11:15

Colorado Department of Education
Safety & Discipline Indicators (SDI)
2004-2005 Suspensions and Expulsions Report
Incident Rate and Reasons by School Type

Page: 7
File: sdi

Cnty/Dist/Sch	Type	Students Dscplned	EOY Stu Ct	% Rate	Drug Violations	Alcohol Violations	Tobacco Violations	Assaults/ Fights	Dangerous Weapons	Robbery	Other Felony	Disobey/ Defiant	Detrement Behavior	Destroy Property	Re Inte
ARAPAHOE															
0120 ENGLEWOOD 1															
Elementary	Susp.	25	1601	1.6	1	0	0	2	2	0	0	6	7	0	
	Expl.	1	1601	0.1	0	0	0	0	1	0	0	0	0	0	
	RLE.	3	1601	0.2	1	0	0	0	0	0	0	0	2	0	
	Oth.	0	1601	0.0	0	0	0	0	0	0	0	0	0	0	
Jr./Middle	Susp.	448	932	48.1	6	0	3	10	2	0	0	101	39	2	
	Expl.	5	932	0.5	1	0	0	0	1	0	1	0	2	0	
	RLE.	50	932	5.4	5	0	2	4	2	0	1	6	11	1	
	Oth.	0	932	0.0	0	0	0	0	0	0	0	0	0	0	
Senior	Susp.	211	1654	12.8	17	4	0	0	1	0	0	91	7	3	
	Expl.	14	1654	0.8	2	1	0	0	2	0	0	2	3	1	
	RLE.	58	1654	3.5	14	4	0	0	3	0	0	14	3	3	
	Oth.	0	1654	0.0	0	0	0	0	0	0	0	0	0	0	
0120 District Totals:															
	Susp.	684	4187	16.3	24	4	3	12	5	0	0	198	53	5	
	Expl.	20	4187	0.5	3	1	0	0	4	0	1	2	5	1	
	RLE.	111	4187	2.7	20	4	2	4	4	0	1	20	16	4	
	Oth.	0	4187	0.0	0	0	0	0	0	0	0	0	0	0	
0123 SHERIDAN 2															
Elementary	Susp.	56	783	7.2	0	0	0	0	0	0	0	0	0	0	
	Expl.	1	783	0.1	0	1	0	0	0	0	0	0	0	0	
	RLE.	13	783	1.7	0	0	0	0	0	0	0	0	0	0	
	Oth.	0	783	0.0	0	0	0	0	0	0	0	0	0	0	
Jr./Middle	Susp.	115	443	26.0	2	0	0	0	0	0	0	0	1	1	
	Expl.	6	443	1.4	3	0	0	0	2	0	0	1	0	0	
	RLE.	30	443	6.8	5	0	0	0	2	0	0	0	0	0	
	Oth.	0	443	0.0	0	0	0	0	0	0	0	0	0	0	
Senior	Susp.	208	571	36.4	8	1	1	0	0	0	0	0	1	3	



sdisuspexpl.lis

1/19/2007

Expl.	5	571	0.9	2	0	0	0	3	0	0	0	0	0
RLE.	28	571	4.9	10	1	0	0	3	0	0	0	1	3
Oth.	0	571	0.0	0	0	0	0	0	0	0	0	0	0

0123 District Totals:

Susp.	379	1797	21.1	10	1	1	0	0	0	0	0	2	4
Expl.	12	1797	0.7	5	1	0	0	5	0	0	1	0	0
RLE.	71	1797	4.0	15	1	0	0	5	0	0	0	1	3
Oth.	0	1797	0.0	0	0	0	0	0	0	0	0	0	0




01/19/2007
11:15

Colorado Department of Education
Safety & Discipline Indicators (SDI)
2004-2005 Suspensions and Expulsions Report
Incident Rate and Reasons by School Type

Page: 8
File: sdi

Cnty/Dist/Sch	Type	Students Dscplned	EOY Stu Ct	% Rate	Drug Violations	Alcohol Violations	Tobacco Violations	Assaults/ Fights	Dangerous Weapons	Robbery	Other Felony	Disobey/ Defiant	Detrement Behavior	Destroy Property	Re Inte
ARAPAHOE															
0130 CHERRY CREEK 5															
Elementary	Susp.	586	21792	2.7	0	0	0	0	0	0	0	17	17	2	
	Expl.	0	21792	0.0	0	0	0	0	0	0	0	0	0	0	
	RLE.	0	21792	0.0	0	0	0	0	0	0	0	0	0	0	
	Oth.	0	21792	0.0	0	0	0	0	0	0	0	0	0	0	
Jr./Middle	Susp.	2309	11709	19.7	32	2	10	1	8	0	0	25	3	1	
	Expl.	59	11709	0.5	6	5	0	2	28	0	0	2	8	0	
	RLE.	381	11709	3.3	25	4	0	2	34	0	0	3	11	0	
	Oth.	3	11709	0.0	0	0	0	0	0	0	0	0	0	0	
Senior	Susp.	3914	13872	28.2	149	62	89	2	6	0	0	64	11	6	
	Expl.	56	13872	0.4	8	0	0	0	11	0	0	2	20	1	
	RLE.	748	13872	5.4	141	55	5	2	17	0	0	3	21	7	
	Oth.	1	13872	0.0	0	0	0	0	0	0	0	0	0	0	
0130 District Totals:															
	Susp.	6809	47373	14.4	181	64	99	3	14	0	0	106	31	9	
	Expl.	115	47373	0.2	14	5	0	2	39	0	0	4	28	1	
	RLE.	1129	47373	2.4	166	59	5	4	45	0	0	6	32	7	
	Oth.	4	47373	0.0	0	0	0	0	0	0	0	0	0	0	
0140 LITTLETON 6															
Elementary	Susp.	159	7188	2.2	0	0	0	1	1	0	0	17	86	7	
	Expl.	0	7188	0.0	0	0	0	0	0	0	0	0	0	0	
	RLE.	1	7188	0.0	0	0	0	0	0	0	0	0	0	1	
	Oth.	5	7188	0.1	0	0	0	0	0	0	0	0	0	0	
Jr./Middle	Susp.	449	3723	12.1	16	0	3	0	1	0	0	23	140	17	
	Expl.	9	3723	0.2	5	0	0	0	1	0	0	0	1	1	
	RLE.	89	3723	2.4	21	0	2	0	1	0	0	1	34	2	
	Oth.	0	3723	0.0	0	0	0	0	0	0	0	0	0	0	
Senior	Susp.	405	4962	8.2	48	25	0	2	1	0	0	74	47	6	



sdisuspexpl.lis

1/19/2007

Expl.	28	4962	0.6	13	2	0	0	6	0	0	0	0	0
RLE.	138	4962	2.8	57	24	1	0	7	0	0	2	10	0
Oth.	0	4962	0.0	0	0	0	0	0	0	0	0	0	0

0140 District Totals:

Susp.	1013	15873	6.4	64	25	3	3	3	0	0	114	273	30
Expl.	37	15873	0.2	18	2	0	0	7	0	0	0	1	1
RLE.	228	15873	1.4	78	24	3	0	8	0	0	3	44	3
Oth.	5	15873	0.0	0	0	0	0	0	0	0	0	0	0




01/19/2007
11:15

Colorado Department of Education
Safety & Discipline Indicators (SDI)
2004-2005 Suspensions and Expulsions Report
Incident Rate and Reasons by School Type

Page: 9
File: sdi

Cnty/Dist/Sch	Type	Students Dscplned	EOY Stu Ct	% Rate	Drug Violations	Alcohol Violations	Tobacco Violations	Assaults/ Fights	Dangerous Weapons	Robbery	Other Felony	Disobey/ Defiant	Detrement Behavior	Destroy Property	Re Inte
ARAPAHOE															
0170 DEER TRAIL 26J															
Elementary	Susp.	11	104	10.6	0	0	1	2	1	0	0	5	2	0	
	Expl.	0	104	0.0	0	0	0	0	0	0	0	0	0	0	
	RLE.	0	104	0.0	0	0	0	0	0	0	0	0	0	0	
	Oth.	0	104	0.0	0	0	0	0	0	0	0	0	0	0	
Jr./Middle	Susp.	0	0	0.0	0	0	0	0	0	0	0	0	0	0	
	Expl.	0	0	0.0	0	0	0	0	0	0	0	0	0	0	
	RLE.	0	0	0.0	0	0	0	0	0	0	0	0	0	0	
	Oth.	0	0	0.0	0	0	0	0	0	0	0	0	0	0	
Senior	Susp.	36	104	34.6	0	0	1	6	0	1	0	13	10	3	
	Expl.	0	104	0.0	0	0	0	0	0	0	0	0	0	0	
	RLE.	0	104	0.0	0	0	0	0	0	0	0	0	0	0	
	Oth.	1	104	1.0	0	0	0	0	0	0	0	1	0	0	
0170 District Totals:															
	Susp.	47	208	22.6	0	0	2	8	1	1	0	18	12	3	
	Expl.	0	208	0.0	0	0	0	0	0	0	0	0	0	0	
	RLE.	0	208	0.0	0	0	0	0	0	0	0	0	0	0	
	Oth.	1	208	0.5	0	0	0	0	0	0	0	1	0	0	
0180 ADAMS-ARAPAHOE 28J															
Elementary	Susp.	1335	16316	8.2	4	0	1	0	0	0	4	511	624	12	
	Expl.	11	16316	0.1	0	0	0	0	9	0	0	0	2	0	
	RLE.	23	16316	0.1	1	0	0	0	8	0	0	3	11	0	
	Oth.	0	16316	0.0	0	0	0	0	0	0	0	0	0	0	
Jr./Middle	Susp.	4978	8138	61.2	33	2	8	0	0	0	12	2314	1984	27	
	Expl.	37	8138	0.5	4	0	0	0	8	2	2	5	16	0	
	RLE.	413	8138	5.1	19	0	0	0	7	2	8	28	270	8	
	Oth.	0	8138	0.0	0	0	0	0	0	0	0	0	0	0	
Senior	Susp.	3046	9350	32.6	122	28	10	0	0	0	3	1382	1128	18	



sdisuspexpl.lis

1/19/2007

Expl.	71	9350	0.8	9	0	0	2	23	0	0	0	32	5
RLE.	392	9350	4.2	47	5	0	2	23	0	1	29	166	7
Oth.	0	9350	0.0	0	0	0	0	0	0	0	0	0	0

0180 District Totals:

Susp.	9359	33804	27.7	159	30	19	0	0	0	19	4207	3736	57
Expl.	119	33804	0.4	13	0	0	2	40	2	2	5	50	5
RLE.	828	33804	2.4	67	5	0	2	39	2	9	60	447	15
Oth.	0	33804	0.0	0	0	0	0	0	0	0	0	0	0




01/19/2007
11:15

Colorado Department of Education
Safety & Discipline Indicators (SDI)
2004-2005 Suspensions and Expulsions Report
Incident Rate and Reasons by School Type

Page: 10
File: sdi

Cnty/Dist/Sch	Type	Students Dscplned	EOY Stu Ct	% Rate	Drug Violations	Alcohol Violations	Tobacco Violations	Assaults/ Fights	Dangerous Weapons	Robbery	Other Felony	Disobey/ Defiant	Detrement Behavior	Destroy Property	Re Inte
ARAPAHOE															
0190 BYERS 32J															
Elementary	Susp.	20	384	5.2	0	0	0	1	0	1	0	7	11	0	
	Expl.	0	384	0.0	0	0	0	0	0	0	0	0	0	0	
	RLE.	2	384	0.5	0	0	0	0	0	0	0	0	2	0	
	Oth.	0	384	0.0	0	0	0	0	0	0	0	0	0	0	
Jr./Middle	Susp.	0	0	0.0	0	0	0	0	0	0	0	0	0	0	
	Expl.	0	0	0.0	0	0	0	0	0	0	0	0	0	0	
	RLE.	0	0	0.0	0	0	0	0	0	0	0	0	0	0	
	Oth.	0	0	0.0	0	0	0	0	0	0	0	0	0	0	
Senior	Susp.	43	244	17.6	0	0	0	7	0	0	0	17	14	4	
	Expl.	1	244	0.4	0	0	0	0	1	0	0	0	0	0	
	RLE.	0	244	0.0	0	0	0	0	0	0	0	0	0	0	
	Oth.	0	244	0.0	0	0	0	0	0	0	0	0	0	0	
0190 District Totals:															
	Susp.	63	628	10.0	0	0	1	8	0	1	0	24	25	4	
	Expl.	1	628	0.2	0	0	0	0	1	0	0	0	0	0	
	RLE.	2	628	0.3	0	0	0	0	0	0	0	0	2	0	
	Oth.	0	628	0.0	0	0	0	0	0	0	0	0	0	0	
ARAPAHOE Totals:															
	Susp.	18354	103870	17.7	438	124	128	34	23	2	19	4667	4132	112	
	Expl.	304	103870	0.3	53	9	0	4	96	2	3	12	84	8	
	RLE.	2369	103870	2.3	346	93	10	10	107	2	10	89	542	32	
	Oth.	10	103870	0.0	0	0	0	0	0	0	0	1	0	0	




01/19/2007
11:15

Colorado Department of Education
Safety & Discipline Indicators (SDI)
2004-2005 Suspensions and Expulsions Report
Incident Rate and Reasons by School Type

Page: 11
File: sdi

Cnty/Dist/Sch	Type	Students Dscplned	EOY Stu Ct	% Rate	Drug Violations	Alcohol Violations	Tobacco Violations	Assaults/ Fights	Dangerous Weapons	Robbery	Other Felony	Disobey/ Defiant	Detrement Behavior	Destroy Property	Re Inte
ARCHULETA															
0220 ARCHULETA COUNTY 50 JT															
Elementary	Susp.	54	768	7.0	0	0	0	4	0	0	0	5	5	6	
	Expl.	0	768	0.0	0	0	0	0	0	0	0	0	0	0	
	RLE.	0	768	0.0	0	0	0	0	0	0	0	0	0	0	
	Oth.	9	768	1.2	0	0	0	1	0	0	0	1	3	0	
Jr./Middle	Susp.	63	291	21.6	4	0	2	2	1	0	0	9	0	0	
	Expl.	2	291	0.7	1	0	0	0	1	0	0	0	0	0	
	RLE.	6	291	2.1	4	0	0	2	0	0	0	0	0	0	
	Oth.	2	291	0.7	0	0	0	0	0	0	0	0	0	0	
Senior	Susp.	47	417	11.3	3	0	0	0	0	0	0	15	17	1	
	Expl.	0	417	0.0	0	0	0	0	0	0	0	0	0	0	
	RLE.	8	417	1.9	3	3	0	0	0	0	0	0	0	2	
	Oth.	8	417	1.9	0	0	0	0	1	0	0	1	0	0	
0220 District Totals:															
	Susp.	164	1476	11.1	7	0	3	6	1	0	0	29	22	7	
	Expl.	2	1476	0.1	1	0	0	0	1	0	0	0	0	0	
	RLE.	14	1476	0.9	7	3	0	2	1	0	0	0	0	2	
	Oth.	19	1476	1.3	0	0	6	1	1	0	0	2	3	0	
ARCHULETA Totals:															
	Susp.	164	1476	11.1	7	0	3	6	1	0	0	29	22	7	
	Expl.	2	1476	0.1	1	0	0	0	1	0	0	0	0	0	
	RLE.	14	1476	0.9	7	3	0	2	0	0	0	0	0	2	
	Oth.	19	1476	1.3	0	0	6	1	1	0	0	2	3	0	




01/19/2007
11:15

Colorado Department of Education
Safety & Discipline Indicators (SDI)
2004-2005 Suspensions and Expulsions Report
Incident Rate and Reasons by School Type

Page: 12
File: sdi

Cnty/Dist/Sch	Type	Students Dscplned	EOY Stu Ct	% Rate	Drug Violations	Alcohol Violations	Tobacco Violations	Assaults/ Fights	Dangerous Weapons	Robbery	Other Felony	Disobey/ Defiant	Detrement Behavior	Destroy Property	Re Inte
BACA															
0230 WALSH RE-1															
Elementary	Susp.	4	127	3.1	0	0	0	1	0	0	0	0	0	0	0
	Expl.	0	127	0.0	0	0	0	0	0	0	0	0	0	0	0
	RLE.	0	127	0.0	0	0	0	0	0	0	0	0	0	0	0
	Oth.	0	127	0.0	0	0	0	0	0	0	0	0	0	0	0
Jr./Middle	Susp.	0	0	0.0	0	0	0	0	0	0	0	0	0	0	0
	Expl.	0	0	0.0	0	0	0	0	0	0	0	0	0	0	0
	RLE.	0	0	0.0	0	0	0	0	0	0	0	0	0	0	0
	Oth.	0	0	0.0	0	0	0	0	0	0	0	0	0	0	0
Senior	Susp.	3	81	3.7	0	1	0	0	0	0	0	1	0	0	0
	Expl.	0	81	0.0	0	0	0	0	0	0	0	0	0	0	0
	RLE.	0	81	0.0	0	0	0	0	0	0	0	0	0	0	0
	Oth.	0	81	0.0	0	0	0	0	0	0	0	0	0	0	0
0230 District Totals:															
	Susp.	7	208	3.4	0	1	1	1	0	0	0	1	0	0	0
	Expl.	0	208	0.0	0	0	0	0	0	0	0	0	0	0	0
	RLE.	0	208	0.0	0	0	0	0	0	0	0	0	0	0	0
	Oth.	0	208	0.0	0	0	0	0	0	0	0	0	0	0	0
0240 PRITCHETT RE-3															
Elementary	Susp.	0	32	0.0	0	0	0	0	0	0	0	0	0	0	0
	Expl.	0	32	0.0	0	0	0	0	0	0	0	0	0	0	0
	RLE.	0	32	0.0	0	0	0	0	0	0	0	0	0	0	0
	Oth.	0	32	0.0	0	0	0	0	0	0	0	0	0	0	0
Jr./Middle	Susp.	4	16	25.0	0	0	0	0	0	0	0	4	0	0	0
	Expl.	0	16	0.0	0	0	0	0	0	0	0	0	0	0	0
	RLE.	0	16	0.0	0	0	0	0	0	0	0	0	0	0	0
	Oth.	0	16	0.0	0	0	0	0	0	0	0	0	0	0	0
Senior	Susp.	5	20	25.0	0	0	0	0	0	0	1	1	0	0	



sdisuspexpl.lis

1/19/2007

Expl.	0	20	0.0	0	0	0	0	0	0	0	0	0	0	0
RLE.	0	20	0.0	0	0	0	0	0	0	0	0	0	0	0
Oth.	0	20	0.0	0	0	0	0	0	0	0	0	0	0	0

0240 District Totals:

Susp.	9	68	13.2	0	0	0	0	0	0	0	0	5	1	0
Expl.	0	68	0.0	0	0	0	0	0	0	0	0	0	0	0
RLE.	0	68	0.0	0	0	0	0	0	0	0	0	0	0	0
Oth.	0	68	0.0	0	0	0	0	0	0	0	0	0	0	0




01/19/2007
11:15

Colorado Department of Education
Safety & Discipline Indicators (SDI)
2004-2005 Suspensions and Expulsions Report
Incident Rate and Reasons by School Type

Page: 13
File: sdi

Cnty/Dist/Sch	Type	Students Dscplned	EOY Stu Ct	% Rate	Drug Violations	Alcohol Violations	Tobacco Violations	Assaults/ Fights	Dangerous Weapons	Robbery	Other Felony	Disobey/ Defiant	Detrement Behavior	Destroy Property	Re Inte
BACA															
0250 SPRINGFIELD RE-4															
Elementary	Susp.	2	200	1.0	0	0	0	0	0	0	0	0	1	0	
	Expl.	0	200	0.0	0	0	0	0	0	0	0	0	0	0	
	RLE.	0	200	0.0	0	0	0	0	0	0	0	0	0	0	
	Oth.	0	200	0.0	0	0	0	0	0	0	0	0	0	0	
Jr./Middle	Susp.	5	56	8.9	2	0	0	0	0	0	0	1	0	0	
	Expl.	1	56	1.8	0	0	0	0	0	0	0	0	1	0	
	RLE.	0	56	0.0	0	0	0	0	0	0	0	0	0	0	
	Oth.	0	56	0.0	0	0	0	0	0	0	0	0	0	0	
Senior	Susp.	4	81	4.9	0	0	0	0	0	0	0	2	0	0	
	Expl.	0	81	0.0	0	0	0	0	0	0	0	0	0	0	
	RLE.	0	81	0.0	0	0	0	0	0	0	0	0	0	0	
	Oth.	0	81	0.0	0	0	0	0	0	0	0	0	0	0	
0250 District Totals:															
	Susp.	11	337	3.3	2	0	0	0	0	0	0	3	1	0	
	Expl.	1	337	0.3	0	0	0	0	0	0	0	0	1	0	
	RLE.	0	337	0.0	0	0	0	0	0	0	0	0	0	0	
	Oth.	0	337	0.0	0	0	0	0	0	0	0	0	0	0	
0260 VILAS RE-5															
Elementary	Susp.	2	37	5.4	0	0	0	0	0	0	0	2	0	0	
	Expl.	0	37	0.0	0	0	0	0	0	0	0	0	0	0	
	RLE.	0	37	0.0	0	0	0	0	0	0	0	0	0	0	
	Oth.	0	37	0.0	0	0	0	0	0	0	0	0	0	0	
Jr./Middle	Susp.	0	0	0.0	0	0	0	0	0	0	0	0	0	0	
	Expl.	0	0	0.0	0	0	0	0	0	0	0	0	0	0	
	RLE.	0	0	0.0	0	0	0	0	0	0	0	0	0	0	
	Oth.	0	0	0.0	0	0	0	0	0	0	0	0	0	0	
Senior	Susp.	5	403	1.2	1	1	0	2	0	0	1	0	0		



sdisuspexpl.lis

1/19/2007

Expl.	0	403	0.0	0	0	0	0	0	0	0	0	0	0	0
RLE.	0	403	0.0	0	0	0	0	0	0	0	0	0	0	0
Oth.	0	403	0.0	0	0	0	0	0	0	0	0	0	0	0

0260 District Totals:

Susp.	7	440	1.6	1	1	0	2	0	0	0	3	0	0
Expl.	0	440	0.0	0	0	0	0	0	0	0	0	0	0
RLE.	0	440	0.0	0	0	0	0	0	0	0	0	0	0
Oth.	0	440	0.0	0	0	0	0	0	0	0	0	0	0




01/19/2007
11:15

Colorado Department of Education
Safety & Discipline Indicators (SDI)
2004-2005 Suspensions and Expulsions Report
Incident Rate and Reasons by School Type

Page: 14
File: sdi

Cnty/Dist/Sch	Type	Students Dscplned	EOY Stu Ct	% Rate	Drug Violations	Alcohol Violations	Tobacco Violations	Assaults/ Fights	Dangerous Weapons	Robbery	Other Felony	Disobey/ Defiant	Detrement Behavior	Destroy Property	Re Inte
BACA															
0270 CAMPO RE-6															
Elementary	Susp.	0	38	0.0	0	0	0	0	0	0	0	0	0	0	0
	Expl.	0	38	0.0	0	0	0	0	0	0	0	0	0	0	0
	RLE.	0	38	0.0	0	0	0	0	0	0	0	0	0	0	0
	Oth.	0	38	0.0	0	0	0	0	0	0	0	0	0	0	0
Jr./Middle	Susp.	0	0	0.0	0	0	0	0	0	0	0	0	0	0	0
	Expl.	0	0	0.0	0	0	0	0	0	0	0	0	0	0	0
	RLE.	0	0	0.0	0	0	0	0	0	0	0	0	0	0	0
	Oth.	0	0	0.0	0	0	0	0	0	0	0	0	0	0	0
Senior	Susp.	0	41	0.0	0	0	0	0	0	0	0	0	0	0	0
	Expl.	0	41	0.0	0	0	0	0	0	0	0	0	0	0	0
	RLE.	0	41	0.0	0	0	0	0	0	0	0	0	0	0	0
	Oth.	0	41	0.0	0	0	0	0	0	0	0	0	0	0	0
0270 District Totals:															
	Susp.	0	79	0.0	0	0	0	0	0	0	0	0	0	0	0
	Expl.	0	79	0.0	0	0	0	0	0	0	0	0	0	0	0
	RLE.	0	79	0.0	0	0	0	0	0	0	0	0	0	0	0
	Oth.	0	79	0.0	0	0	0	0	0	0	0	0	0	0	0
BACA Totals:															
	Susp.	34	1132	3.0	3	2	1	3	0	0	0	12	2	0	0
	Expl.	1	1132	0.1	0	0	0	0	0	0	0	0	1	0	0
	RLE.	0	1132	0.0	0	0	0	0	0	0	0	0	0	0	0
	Oth.	0	1132	0.0	0	0	0	0	0	0	0	0	0	0	0




01/19/2007
11:15

Colorado Department of Education
Safety & Discipline Indicators (SDI)
2004-2005 Suspensions and Expulsions Report
Incident Rate and Reasons by School Type

Page: 15
File: sdi

Cnty/Dist/Sch	Type	Students Dscplned	EOY Stu Ct	% Rate	Drug Violations	Alcohol Violations	Tobacco Violations	Assaults/ Fights	Dangerous Weapons	Robbery	Other Felony	Disobey/ Defiant	Detrement Behavior	Destroy Property	Re Inte
BENT															
0290 LAS ANIMAS RE-1															
Elementary	Susp.	10	317	3.2	0	0	0	2	0	0	0	4	4	0	
	Expl.	0	317	0.0	0	0	0	0	0	0	0	0	0	0	
	RLE.	0	317	0.0	0	0	0	0	0	0	0	0	0	0	
	Oth.	0	317	0.0	0	0	0	0	0	0	0	0	0	0	
Jr./Middle	Susp.	48	127	37.8	0	0	0	12	0	0	0	2	0	2	
	Expl.	0	127	0.0	0	0	0	0	0	0	0	0	0	0	
	RLE.	0	127	0.0	0	0	0	0	0	0	0	0	0	0	
	Oth.	0	127	0.0	0	0	0	0	0	0	0	0	0	0	
Senior	Susp.	69	149	46.3	0	1	2	12	1	0	0	13	0	1	
	Expl.	6	149	4.0	1	0	0	0	0	0	0	1	0	1	
	RLE.	0	149	0.0	0	0	0	0	0	0	0	0	0	0	
	Oth.	0	149	0.0	0	0	0	0	0	0	0	0	0	0	
0290 District Totals:															
	Susp.	127	593	21.4	0	1	2	26	1	0	0	19	4	3	
	Expl.	6	593	1.0	1	0	0	0	0	0	0	1	0	1	
	RLE.	0	593	0.0	0	0	0	0	0	0	0	0	0	0	
	Oth.	0	593	0.0	0	0	0	0	0	0	0	0	0	0	
0310 MC CLAVE RE-2															
Elementary	Susp.	15	142	10.6	0	0	0	3	0	0	0	10	2	0	
	Expl.	0	142	0.0	0	0	0	0	0	0	0	0	0	0	
	RLE.	0	142	0.0	0	0	0	0	0	0	0	0	0	0	
	Oth.	0	142	0.0	0	0	0	0	0	0	0	0	0	0	
Jr./Middle	Susp.	0	0	0.0	0	0	0	0	0	0	0	0	0	0	
	Expl.	0	0	0.0	0	0	0	0	0	0	0	0	0	0	
	RLE.	0	0	0.0	0	0	0	0	0	0	0	0	0	0	
	Oth.	0	0	0.0	0	0	0	0	0	0	0	0	0	0	
Senior	Susp.	11	111	9.9	1	3	0	3	0	0	4	0	0		



sdisuspexpl.lis

1/19/2007

Expl.	0	111	0.0	0	0	0	0	0	0	0	0	0	0	0
RLE.	4	111	3.6	1	3	0	0	0	0	0	0	0	0	0
Oth.	0	111	0.0	0	0	0	0	0	0	0	0	0	0	0

0310 District Totals:

Susp.	26	253	10.3	1	3	0	6	0	0	0	14	2	0	0
Expl.	0	253	0.0	0	0	0	0	0	0	0	0	0	0	0
RLE.	4	253	1.6	1	3	0	0	0	0	0	0	0	0	0
Oth.	0	253	0.0	0	0	0	0	0	0	0	0	0	0	0



01/19/2007
11:15

Colorado Department of Education
Safety & Discipline Indicators (SDI)
2004-2005 Suspensions and Expulsions Report
Incident Rate and Reasons by School Type

Page: 16
File: sdi

Cnty/Dist/Sch	Type	Students Dscplned	EOY Stu Ct	% Rate	Drug Violations	Alcohol Violations	Tobacco Violations	Assaults/ Fights	Dangerous Weapons	Robbery	Other Felony	Disobey/ Defiant	Detrement Behavior	Destroy Property	Re Inte
BENT															
BENT Totals:															
	Susp.	153	846	18.1	1	4	2	32	1	0	0	33	6	3	
	Expl.	6	846	0.7	1	0	0	0	0	0	0	1	0	1	
	RLE.	4	846	0.5	1	3	0	0	0	0	0	0	0	0	
	Oth.	0	846	0.0	0	0	0	0	0	0	0	0	0	0	




01/19/2007
11:15

Colorado Department of Education
Safety & Discipline Indicators (SDI)
2004-2005 Suspensions and Expulsions Report
Incident Rate and Reasons by School Type

Page: 17
File: sdi

Cnty/Dist/Sch	Type	Students Dscplned	EOY Stu Ct	% Rate	Drug Violations	Alcohol Violations	Tobacco Violations	Assaults/ Fights	Dangerous Weapons	Robbery	Other Felony	Disobey/ Defiant	Detrement Behavior	Destroy Property	Re Inte
BOULDER															
0470 ST VRAIN VALLEY RE 1J															
Elementary	Susp.	138	10328	1.3	1	0	0	24	0	0	1	38	16	2	
	Expl.	1	10328	0.0	0	0	0	0	1	0	0	0	0	0	
	RLE.	1	10328	0.0	1	0	0	0	0	0	0	0	0	0	
	Oth.	0	10328	0.0	0	0	0	0	0	0	0	0	0	0	
Jr./Middle	Susp.	427	4128	10.3	32	3	9	10	0	0	0	192	17	3	
	Expl.	22	4128	0.5	2	0	0	1	5	0	0	0	0	0	
	RLE.	52	4128	1.3	32	3	0	2	1	0	0	2	0	2	
	Oth.	0	4128	0.0	0	0	0	0	0	0	0	0	0	0	
Senior	Susp.	768	7392	10.4	59	44	13	31	0	0	4	197	75	14	
	Expl.	30	7392	0.4	1	0	0	6	6	0	0	0	0	0	
	RLE.	161	7392	2.2	43	19	0	12	3	0	4	5	7	3	
	Oth.	0	7392	0.0	0	0	0	0	0	0	0	0	0	0	
0470 District Totals:															
	Susp.	1333	21848	6.1	92	47	22	65	0	0	5	427	108	19	
	Expl.	53	21848	0.2	3	0	0	7	12	0	0	0	0	0	
	RLE.	214	21848	1.0	76	22	0	14	8	0	4	7	7	5	
	Oth.	0	21848	0.0	0	0	0	0	0	0	0	0	0	0	
0480 BOULDER VALLEY RE 2															
Elementary	Susp.	298	13117	2.3	0	0	2	0	1	0	0	76	76	8	
	Expl.	0	13117	0.0	0	0	0	0	0	0	0	0	0	0	
	RLE.	18	13117	0.1	0	0	0	0	1	0	0	1	15	0	
	Oth.	0	13117	0.0	0	0	0	0	0	0	0	0	0	0	
Jr./Middle	Susp.	506	4931	10.3	11	2	17	1	2	1	0	112	148	13	
	Expl.	2	4931	0.0	1	0	0	0	0	0	0	0	1	0	
	RLE.	57	4931	1.2	3	0	3	1	1	1	0	2	12	5	
	Oth.	0	4931	0.0	0	0	0	0	0	0	0	0	0	0	
Senior	Susp.	622	9434	6.6	107	56	17	2	4	1	0	168	73	7	



sdisuspexpl.lis

1/19/2007

Expl.	4	9434	0.0	2	0	0	0	0	0	0	1	0	0
RLE.	200	9434	2.1	71	46	0	2	2	1	0	11	4	1
Oth.	0	9434	0.0	0	0	0	0	0	0	0	0	0	0

0480 District Totals:

Susp.	1426	27482	5.2	118	58	36	3	7	2	0	356	297	28
Expl.	6	27482	0.0	3	0	0	0	0	0	0	1	1	0
RLE.	275	27482	1.0	74	46	3	3	3	2	0	14	31	6
Oth.	0	27482	0.0	0	0	0	0	0	0	0	0	0	0



01/19/2007
11:15

Colorado Department of Education
Safety & Discipline Indicators (SDI)
2004-2005 Suspensions and Expulsions Report
Incident Rate and Reasons by School Type

Page: 18
File: sdi

Cnty/Dist/Sch	Type	Students Dscplned	EOY Stu Ct	% Rate	Drug Violations	Alcohol Violations	Tobacco Violations	Assaults/ Fights	Dangerous Weapons	Robbery	Other Felony	Disobey/ Defiant	Detrement Behavior	Destroy Property	Re Inte
BOULDER															
BOULDER Totals:															
	Susp.	2759	49330	5.6	210	105	58	68	7	2	5	783	405	47	
	Expl.	59	49330	0.1	6	0	0	7	12	0	0	1	1	0	
	RLE.	489	49330	1.0	150	68	3	17	8	2	4	21	38	11	
	Oth.	0	49330	0.0	0	0	0	0	0	0	0	0	0	0	




01/19/2007
11:15

Colorado Department of Education
Safety & Discipline Indicators (SDI)
2004-2005 Suspensions and Expulsions Report
Incident Rate and Reasons by School Type

Page: 19
File: sdi

Cnty/Dist/Sch	Type	Students Dscplned	EOY Stu Ct	% Rate	Drug Violations	Alcohol Violations	Tobacco Violations	Assaults/ Fights	Dangerous Weapons	Robbery	Other Felony	Disobey/ Defiant	Detrement Behavior	Destroy Property	Re Inte
CHAFFEE															
0490 BUENA VISTA R-31															
Elementary	Susp.	11	379	2.9	0	0	0	4	0	1	0	2	4	0	
	Expl.	0	379	0.0	0	0	0	0	0	0	0	0	0	0	
	RLE.	0	379	0.0	0	0	0	0	0	0	0	0	0	0	
	Oth.	0	379	0.0	0	0	0	0	0	0	0	0	0	0	
Jr./Middle	Susp.	3	257	1.2	0	0	0	0	0	0	0	0	3	0	
	Expl.	1	257	0.4	1	0	0	0	0	0	0	0	0	0	
	RLE.	0	257	0.0	0	0	0	0	0	0	0	0	0	0	
	Oth.	0	257	0.0	0	0	0	0	0	0	0	0	0	0	
Senior	Susp.	22	288	7.6	0	0	0	0	0	0	0	2	5	0	
	Expl.	8	288	2.8	4	2	0	0	0	0	0	0	0	0	
	RLE.	3	288	1.0	2	1	0	0	0	0	0	0	0	0	
	Oth.	0	288	0.0	0	0	0	0	0	0	0	0	0	0	
0490 District Totals:															
	Susp.	36	924	3.9	0	0	0	4	0	1	0	4	12	0	
	Expl.	9	924	1.0	5	2	0	0	0	0	0	0	0	0	
	RLE.	3	924	0.3	2	1	0	0	0	0	0	0	0	0	
	Oth.	0	924	0.0	0	0	0	0	0	0	0	0	0	0	
0500 SALIDA R-32															
Elementary	Susp.	6	410	1.5	0	0	0	2	0	3	0	0	1	0	
	Expl.	0	410	0.0	0	0	0	0	0	0	0	0	0	0	
	RLE.	1	410	0.2	0	0	0	0	0	0	0	0	0	0	
	Oth.	47	410	11.5	0	0	0	0	0	0	0	12	33	0	
Jr./Middle	Susp.	64	433	14.8	1	0	5	12	0	0	0	28	11	2	
	Expl.	2	433	0.5	0	0	0	0	0	0	0	0	0	0	
	RLE.	0	433	0.0	0	0	0	0	0	0	0	0	0	0	
	Oth.	0	433	0.0	0	0	0	0	0	0	0	0	0	0	
Senior	Susp.	41	345	11.9	1	1	3	0	1	0	0	3	0	2	



sdisuspexpl.lis

1/19/2007

Expl.	0	345	0.0	0	0	0	0	0	0	0	0	0	0	0
RLE.	0	345	0.0	0	0	0	0	0	0	0	0	0	0	0
Oth.	0	345	0.0	0	0	0	0	0	0	0	0	0	0	0

0500 District Totals:

Susp.	111	1188	9.3	2	1	8	14	1	3	0	31	12	4
Expl.	2	1188	0.2	0	0	0	0	0	0	0	0	0	0
RLE.	1	1188	0.1	0	0	0	0	0	0	0	0	0	0
Oth.	47	1188	4.0	0	0	0	0	0	0	0	12	33	0



01/19/2007
11:15

Colorado Department of Education
Safety & Discipline Indicators (SDI)
2004-2005 Suspensions and Expulsions Report
Incident Rate and Reasons by School Type

Page: 20
File: sdi

Cnty/Dist/Sch	Type	Students Dscplned	EOY Stu Ct	% Rate	Drug Violations	Alcohol Violations	Tobacco Violations	Assaults/ Fights	Dangerous Weapons	Robbery	Other Felony	Disobey/ Defiant	Detrement Behavior	Destroy Property	Re Inte
CHAFFEE															
CHAFFEE Totals:															
	Susp.	147	2112	7.0	2	1	8	18	1	4	0	35	24	4	
	Expl.	11	2112	0.5	5	2	0	0	0	0	0	0	0	0	
	RLE.	4	2112	0.2	2	1	0	0	0	0	0	0	0	0	
	Oth.	47	2112	2.2	0	0	0	0	0	0	0	12	33	0	




01/19/2007
11:15

Colorado Department of Education
Safety & Discipline Indicators (SDI)
2004-2005 Suspensions and Expulsions Report
Incident Rate and Reasons by School Type

Page: 21
File: sdi

Cnty/Dist/Sch	Type	Students Dscplned	EOY Stu Ct	% Rate	Drug Violations	Alcohol Violations	Tobacco Violations	Assaults/ Fights	Dangerous Weapons	Robbery	Other Felony	Disobey/ Defiant	Detrement Behavior	Destroy Property	Re Inte
CHEYENNE															
0510 KIT CARSON R-1															
Elementary	Susp.	0	42	0.0	0	0	0	0	0	0	0	0	0	0	0
	Expl.	0	42	0.0	0	0	0	0	0	0	0	0	0	0	0
	RLE.	0	42	0.0	0	0	0	0	0	0	0	0	0	0	0
	Oth.	0	42	0.0	0	0	0	0	0	0	0	0	0	0	0
Jr./Middle	Susp.	0	0	0.0	0	0	0	0	0	0	0	0	0	0	0
	Expl.	0	0	0.0	0	0	0	0	0	0	0	0	0	0	0
	RLE.	0	0	0.0	0	0	0	0	0	0	0	0	0	0	0
	Oth.	0	0	0.0	0	0	0	0	0	0	0	0	0	0	0
Senior	Susp.	3	65	4.6	0	0	0	0	0	0	0	3	0	0	0
	Expl.	0	65	0.0	0	0	0	0	0	0	0	0	0	0	0
	RLE.	0	65	0.0	0	0	0	0	0	0	0	0	0	0	0
	Oth.	0	65	0.0	0	0	0	0	0	0	0	0	0	0	0
0510 District Totals:															
	Susp.	3	107	2.8	0	0	0	0	0	0	0	3	0	0	0
	Expl.	0	107	0.0	0	0	0	0	0	0	0	0	0	0	0
	RLE.	0	107	0.0	0	0	0	0	0	0	0	0	0	0	0
	Oth.	0	107	0.0	0	0	0	0	0	0	0	0	0	0	0
0520 CHEYENNE COUNTY RE-5															
Elementary	Susp.	7	105	6.7	0	0	0	0	0	0	0	3	0	0	0
	Expl.	0	105	0.0	0	0	0	0	0	0	0	0	0	0	0
	RLE.	0	105	0.0	0	0	0	0	0	0	0	0	0	0	0
	Oth.	0	105	0.0	0	0	0	0	0	0	0	0	0	0	0
Jr./Middle	Susp.	33	58	56.9	0	0	0	4	0	0	0	0	3	0	0
	Expl.	0	58	0.0	0	0	0	0	0	0	0	0	0	0	0
	RLE.	0	58	0.0	0	0	0	0	0	0	0	0	0	0	0
	Oth.	0	58	0.0	0	0	0	0	0	0	0	0	0	0	0
Senior	Susp.	21	69	30.4	0	0	0	0	0	1	0	0	0	1	0



sdisuspexpl.lis

1/19/2007

Expl.	0	69	0.0	0	0	0	0	0	0	0	0	0	0	0
RLE.	1	69	1.4	0	0	0	0	0	1	0	0	0	0	0
Oth.	0	69	0.0	0	0	0	0	0	0	0	0	0	0	0

0520 District Totals:

Susp.	61	232	26.3	0	0	0	4	0	1	0	3	3	1	0
Expl.	0	232	0.0	0	0	0	0	0	0	0	0	0	0	0
RLE.	1	232	0.4	0	0	0	0	0	1	0	0	0	0	0
Oth.	0	232	0.0	0	0	0	0	0	0	0	0	0	0	0



01/19/2007
11:15

Colorado Department of Education
Safety & Discipline Indicators (SDI)
2004-2005 Suspensions and Expulsions Report
Incident Rate and Reasons by School Type

Page: 22
File: sdi

Cnty/Dist/Sch	Type	Students Dscplned	EOY Stu Ct	% Rate	Drug Violations	Alcohol Violations	Tobacco Violations	Assaults/ Fights	Dangerous Weapons	Robbery	Other Felony	Disobey/ Defiant	Detrement Behavior	Destroy Property	Re Inte

CHEYENNE															

CHEYENNE Totals:

Susp.	64	339	18.9	0	0	0	4	0	1	0	6	3	1
Expl.	0	339	0.0	0	0	0	0	0	0	0	0	0	0
RLE.	1	339	0.3	0	0	0	0	0	1	0	0	0	0
Oth.	0	339	0.0	0	0	0	0	0	0	0	0	0	0




01/19/2007
11:15

Colorado Department of Education
Safety & Discipline Indicators (SDI)
2004-2005 Suspensions and Expulsions Report
Incident Rate and Reasons by School Type

Page: 23
File: sdi

Cnty/Dist/Sch	Type	Students Dscplned	EOY Stu Ct	% Rate	Drug Violations	Alcohol Violations	Tobacco Violations	Assaults/ Fights	Dangerous Weapons	Robbery	Other Felony	Disobey/ Defiant	Detrement Behavior	Destroy Property	Re Inte
CLEAR CREEK															
0540 CLEAR CREEK RE-1															
Elementary	Susp.	36	648	5.6	0	1	0	0	0	0	0	23	10	0	
	Expl.	1	648	0.2	0	0	0	0	1	0	0	0	0	0	
	RLE.	1	648	0.2	0	0	0	0	0	0	0	0	1	0	
	Oth.	0	648	0.0	0	0	0	0	0	0	0	0	0	0	
Jr./Middle	Susp.	75	205	36.6	1	1	0	0	0	0	0	26	39	2	
	Expl.	0	205	0.0	0	0	0	0	0	0	0	0	0	0	
	RLE.	2	205	1.0	0	0	0	0	0	0	0	0	2	0	
	Oth.	3	205	1.5	0	0	0	0	0	0	0	0	0	0	
Senior	Susp.	114	284	40.1	4	0	0	14	0	0	0	18	16	1	
	Expl.	0	284	0.0	0	0	0	0	0	0	0	0	0	0	
	RLE.	7	284	2.5	3	0	0	4	0	0	0	0	0	0	
	Oth.	3	284	1.1	0	0	0	0	0	0	0	0	0	3	
0540 District Totals:															
	Susp.	225	1137	19.8	5	2	20	14	0	0	0	67	65	3	
	Expl.	1	1137	0.1	0	0	0	0	1	0	0	0	0	0	
	RLE.	10	1137	0.9	3	0	0	4	0	0	0	0	3	0	
	Oth.	6	1137	0.5	0	0	0	0	0	0	0	0	0	3	
CLEAR CREEK Totals:															
	Susp.	225	1137	19.8	5	2	20	14	0	0	0	67	65	3	
	Expl.	1	1137	0.1	0	0	0	0	1	0	0	0	0	0	
	RLE.	10	1137	0.9	3	0	0	4	0	0	0	0	3	0	
	Oth.	6	1137	0.5	0	0	0	0	0	0	0	0	0	3	




01/19/2007
11:15

Colorado Department of Education
Safety & Discipline Indicators (SDI)
2004-2005 Suspensions and Expulsions Report
Incident Rate and Reasons by School Type

Page: 24
File: sdi

Cnty/Dist/Sch	Type	Students Dscplned	EOY Stu Ct	% Rate	Drug Violations	Alcohol Violations	Tobacco Violations	Assaults/ Fights	Dangerous Weapons	Robbery	Other Felony	Disobey/ Defiant	Detrement Behavior	Destroy Property	Re Inte
CONEJOS															
0550 NORTH CONEJOS RE-1J															
Elementary	Susp.	16	493	3.2	1	0	0	4	0	0	0	2	1	0	
	Expl.	0	493	0.0	0	0	0	0	0	0	0	0	0	0	
	RLE.	0	493	0.0	0	0	0	0	0	0	0	0	0	0	
	Oth.	0	493	0.0	0	0	0	0	0	0	0	0	0	0	
Jr./Middle	Susp.	42	274	15.3	0	0	0	37	0	0	0	2	3	0	
	Expl.	0	274	0.0	0	0	0	0	0	0	0	0	0	0	
	RLE.	22	274	8.0	0	0	0	22	0	0	0	0	0	0	
	Oth.	0	274	0.0	0	0	0	0	0	0	0	0	0	0	
Senior	Susp.	43	375	11.5	6	1	0	15	1	0	0	16	4	0	
	Expl.	1	375	0.3	0	0	0	0	1	0	0	0	0	0	
	RLE.	8	375	2.1	6	1	0	0	1	0	0	0	0	0	
	Oth.	0	375	0.0	0	0	0	0	0	0	0	0	0	0	
0550 District Totals:															
	Susp.	101	1142	8.8	7	1	0	56	1	0	0	20	8	0	
	Expl.	1	1142	0.1	0	0	0	0	1	0	0	0	0	0	
	RLE.	30	1142	2.6	6	1	0	22	1	0	0	0	0	0	
	Oth.	0	1142	0.0	0	0	0	0	0	0	0	0	0	0	
0560 SANFORD 6J															
Elementary	Susp.	3	196	1.5	0	0	0	0	0	0	0	0	0	0	
	Expl.	0	196	0.0	0	0	0	0	0	0	0	0	0	0	
	RLE.	0	196	0.0	0	0	0	0	0	0	0	0	0	0	
	Oth.	3	196	1.5	0	0	0	1	0	0	0	1	0	0	
Jr./Middle	Susp.	0	0	0.0	0	0	0	0	0	0	0	0	0	0	
	Expl.	0	0	0.0	0	0	0	0	0	0	0	0	0	0	
	RLE.	0	0	0.0	0	0	0	0	0	0	0	0	0	0	
	Oth.	0	0	0.0	0	0	0	0	0	0	0	0	0	0	
Senior	Susp.	10	164	6.1	0	0	0	4	0	0	0	1	0	0	



sdisuspexpl.lis

1/19/2007

Expl.	0	164	0.0	0	0	0	0	0	0	0	0	0	0	0
RLE.	0	164	0.0	0	0	0	0	0	0	0	0	0	0	0
Oth.	0	164	0.0	0	0	0	0	0	0	0	0	0	0	0

0560 District Totals:

Susp.	13	360	3.6	0	0	0	4	0	0	0	1	0	0	0
Expl.	0	360	0.0	0	0	0	0	0	0	0	0	0	0	0
RLE.	0	360	0.0	0	0	0	0	0	0	0	0	0	0	0
Oth.	3	360	0.8	0	0	0	1	0	0	0	1	0	0	0




01/19/2007
11:15

Colorado Department of Education
Safety & Discipline Indicators (SDI)
2004-2005 Suspensions and Expulsions Report
Incident Rate and Reasons by School Type

Page: 25
File: sdi

Cnty/Dist/Sch	Type	Students Dscplned	EOY Stu Ct	% Rate	Drug Violations	Alcohol Violations	Tobacco Violations	Assaults/ Fights	Dangerous Weapons	Robbery	Other Felony	Disobey/ Defiant	Detrement Behavior	Destroy Property	Re Inte
CONEJOS															
0580 SOUTH CONEJOS RE-10															
Elementary	Susp.	19	161	11.8	0	7	0	0	0	0	0	4	0	1	
	Expl.	0	161	0.0	0	0	0	0	0	0	0	0	0	0	
	RLE.	0	161	0.0	0	0	0	0	0	0	0	0	0	0	
	Oth.	1	161	0.6	0	0	0	0	0	0	0	1	0	0	
Jr./Middle	Susp.	11	48	22.9	1	5	0	0	0	0	0	1	0	0	
	Expl.	2	48	4.2	1	0	0	0	0	0	0	0	1	0	
	RLE.	0	48	0.0	0	0	0	0	0	0	0	0	0	0	
	Oth.	0	48	0.0	0	0	0	0	0	0	0	0	0	0	
Senior	Susp.	45	100	45.0	7	11	0	0	0	0	0	3	2	0	
	Expl.	0	100	0.0	0	0	0	0	0	0	0	0	0	0	
	RLE.	0	100	0.0	0	0	0	0	0	0	0	0	0	0	
	Oth.	0	100	0.0	0	0	0	0	0	0	0	0	0	0	
0580 District Totals:															
	Susp.	75	309	24.3	8	23	0	0	0	0	0	8	2	1	
	Expl.	2	309	0.6	1	0	0	0	0	0	0	0	1	0	
	RLE.	0	309	0.0	0	0	0	0	0	0	0	0	0	0	
	Oth.	1	309	0.3	0	0	0	0	0	0	1	0	0	0	
CONEJOS Totals:															
	Susp.	189	1811	10.4	15	24	0	60	1	0	0	29	10	1	
	Expl.	3	1811	0.2	1	0	0	0	1	0	0	0	1	0	
	RLE.	30	1811	1.7	6	1	0	22	1	0	0	0	0	0	
	Oth.	4	1811	0.2	0	0	0	1	0	0	2	0	0	0	




01/19/2007
11:15

Colorado Department of Education
Safety & Discipline Indicators (SDI)
2004-2005 Suspensions and Expulsions Report
Incident Rate and Reasons by School Type

Page: 26
File: sdi

Cnty/Dist/Sch	Type	Students Dscplned	EOY Stu Ct	% Rate	Drug Violations	Alcohol Violations	Tobacco Violations	Assaults/ Fights	Dangerous Weapons	Robbery	Other Felony	Disobey/ Defiant	Detrement Behavior	Destroy Property	Re Inte
COSTILLA															
0640 CENTENNIAL R-1															
Elementary	Susp.	8	128	6.3	0	0	0	6	0	0	0	2	0	0	
	Expl.	0	128	0.0	0	0	0	0	0	0	0	0	0	0	
	RLE.	0	128	0.0	0	0	0	0	0	0	0	0	0	0	
	Oth.	0	128	0.0	0	0	0	0	0	0	0	0	0	0	
Jr./Middle	Susp.	22	55	40.0	0	0	0	4	0	0	0	10	0	0	
	Expl.	0	55	0.0	0	0	0	0	0	0	0	0	0	0	
	RLE.	0	55	0.0	0	0	0	0	0	0	0	0	0	0	
	Oth.	0	55	0.0	0	0	0	0	0	0	0	0	0	0	
Senior	Susp.	23	88	26.1	0	2	0	2	0	0	0	10	4	1	
	Expl.	2	88	2.3	0	1	0	0	0	0	0	0	1	0	
	RLE.	2	88	2.3	0	2	0	0	0	0	0	0	0	0	
	Oth.	0	88	0.0	0	0	0	0	0	0	0	0	0	0	
0640 District Totals:															
	Susp.	53	271	19.6	0	2	0	12	0	0	0	22	4	1	
	Expl.	2	271	0.7	0	1	0	0	0	0	0	0	1	0	
	RLE.	2	271	0.7	0	2	0	0	0	0	0	0	0	0	
	Oth.	0	271	0.0	0	0	0	0	0	0	0	0	0	0	
0740 SIERRA GRANDE R-30															
Elementary	Susp.	3	169	1.8	0	0	0	0	0	0	0	3	0	0	
	Expl.	0	169	0.0	0	0	0	0	0	0	0	0	0	0	
	RLE.	0	169	0.0	0	0	0	0	0	0	0	0	0	0	
	Oth.	5	169	3.0	0	0	0	0	0	0	0	0	0	0	
Jr./Middle	Susp.	33	50	66.0	0	0	0	7	0	0	0	10	10	6	
	Expl.	0	50	0.0	0	0	0	0	0	0	0	0	0	0	
	RLE.	0	50	0.0	0	0	0	0	0	0	0	0	0	0	
	Oth.	0	50	0.0	0	0	0	0	0	0	0	0	0	0	
Senior	Susp.	15	71	21.1	0	0	0	3	0	0	0	6	5	1	



sdisuspexpl.lis

1/19/2007

Expl.	0	71	0.0	0	0	0	0	0	0	0	0	0	0	0
RLE.	0	71	0.0	0	0	0	0	0	0	0	0	0	0	0
Oth.	0	71	0.0	0	0	0	0	0	0	0	0	0	0	0

0740 District Totals:

Susp.	51	290	17.6	0	0	0	10	0	0	0	0	19	15	7
Expl.	0	290	0.0	0	0	0	0	0	0	0	0	0	0	0
RLE.	0	290	0.0	0	0	0	0	0	0	0	0	0	0	0
Oth.	5	290	1.7	0	0	0	0	0	0	0	0	0	0	0



01/19/2007
11:15

Colorado Department of Education
Safety & Discipline Indicators (SDI)
2004-2005 Suspensions and Expulsions Report
Incident Rate and Reasons by School Type

Page: 27
File: sdi

Cnty/Dist/Sch	Type	Students Dscplned	EOY Stu Ct	% Rate	Drug Violations	Alcohol Violations	Tobacco Violations	Assaults/ Fights	Dangerous Weapons	Robbery	Other Felony	Disobey/ Defiant	Detrement Behavior	Destroy Property	Re Inte
COSTILLA															
COSTILLA Totals:															
	Susp.	104	561	18.5	0	2	0	22	0	0	0	41	19	8	
	Expl.	2	561	0.4	0	1	0	0	0	0	0	0	1	0	
	RLE.	2	561	0.4	0	2	0	0	0	0	0	0	0	0	
	Oth.	5	561	0.9	0	0	0	0	0	0	0	0	0	0	




01/19/2007
11:15

Colorado Department of Education
Safety & Discipline Indicators (SDI)
2004-2005 Suspensions and Expulsions Report
Incident Rate and Reasons by School Type

Page: 28
File: sdi

Cnty/Dist/Sch	Type	Students Dscplned	EOY Stu Ct	% Rate	Drug Violations	Alcohol Violations	Tobacco Violations	Assaults/ Fights	Dangerous Weapons	Robbery	Other Felony	Disobey/ Defiant	Detrement Behavior	Destroy Property	Re Inte
CROWLEY															
0770 CROWLEY COUNTY RE-1-J															
Elementary	Susp.	15	267	5.6	0	0	0	6	0	0	0	3	6	0	
	Expl.	0	267	0.0	0	0	0	0	0	0	0	0	0	0	
	RLE.	0	267	0.0	0	0	0	0	0	0	0	0	0	0	
	Oth.	44	267	16.5	0	0	0	10	0	1	0	6	27	0	
Jr./Middle	Susp.	13	161	8.1	0	0	0	2	0	0	0	10	0	0	
	Expl.	1	161	0.6	0	0	0	0	1	0	0	0	0	0	
	RLE.	0	161	0.0	0	0	0	0	0	0	0	0	0	0	
	Oth.	0	161	0.0	0	0	0	0	0	0	0	0	0	0	
Senior	Susp.	43	155	27.7	4	0	0	4	0	1	0	12	10	0	
	Expl.	1	155	0.6	1	0	0	0	0	0	0	0	0	0	
	RLE.	8	155	5.2	3	0	0	4	0	1	0	0	0	0	
	Oth.	0	155	0.0	0	0	0	0	0	0	0	0	0	0	
0770 District Totals:															
	Susp.	71	583	12.2	4	0	0	12	0	1	0	25	16	0	
	Expl.	2	583	0.3	1	0	0	0	1	0	0	0	0	0	
	RLE.	8	583	1.4	3	0	0	4	1	1	0	0	0	0	
	Oth.	44	583	7.5	0	0	0	10	0	1	0	6	27	0	
CROWLEY Totals:															
	Susp.	71	583	12.2	4	0	0	12	0	1	0	25	16	0	
	Expl.	2	583	0.3	1	0	0	0	1	0	0	0	0	0	
	RLE.	8	583	1.4	3	0	0	4	0	1	0	0	0	0	
	Oth.	44	583	7.5	0	0	0	10	0	1	0	6	27	0	




01/19/2007
11:15

Colorado Department of Education
Safety & Discipline Indicators (SDI)
2004-2005 Suspensions and Expulsions Report
Incident Rate and Reasons by School Type

Page: 29
File: sdi

Cnty/Dist/Sch	Type	Students Dscplned	EOY Stu Ct	% Rate	Drug Violations	Alcohol Violations	Tobacco Violations	Assaults/ Fights	Dangerous Weapons	Robbery	Other Felony	Disobey/ Defiant	Detrement Behavior	Destroy Property	Re Inte
CUSTER															
0860 CUSTER COUNTY SCHOOL DISTRICT C-1															
Elementary	Susp.	15	220	6.8	0	0	0	1	0	0	0	4	8	0	
	Expl.	0	220	0.0	0	0	0	0	0	0	0	0	0	0	
	RLE.	0	220	0.0	0	0	0	0	0	0	0	0	0	0	
	Oth.	0	220	0.0	0	0	0	0	0	0	0	0	0	0	
Jr./Middle	Susp.	29	127	22.8	0	0	0	7	0	0	0	8	1	0	
	Expl.	0	127	0.0	0	0	0	0	0	0	0	0	0	0	
	RLE.	0	127	0.0	0	0	0	0	0	0	0	0	0	0	
	Oth.	0	127	0.0	0	0	0	0	0	0	0	0	0	0	
Senior	Susp.	39	146	26.7	0	6	3	3	0	0	0	9	1	0	
	Expl.	0	146	0.0	0	0	0	0	0	0	0	0	0	0	
	RLE.	0	146	0.0	0	0	0	0	0	0	0	0	0	0	
	Oth.	0	146	0.0	0	0	0	0	0	0	0	0	0	0	
0860 District Totals:															
	Susp.	83	493	16.8	0	6	3	11	0	0	0	21	10	0	
	Expl.	0	493	0.0	0	0	0	0	0	0	0	0	0	0	
	RLE.	0	493	0.0	0	0	0	0	0	0	0	0	0	0	
	Oth.	0	493	0.0	0	0	0	0	0	0	0	0	0	0	
CUSTER Totals:															
	Susp.	83	493	16.8	0	6	3	11	0	0	0	21	10	0	
	Expl.	0	493	0.0	0	0	0	0	0	0	0	0	0	0	
	RLE.	0	493	0.0	0	0	0	0	0	0	0	0	0	0	
	Oth.	0	493	0.0	0	0	0	0	0	0	0	0	0	0	




01/19/2007
11:15

Colorado Department of Education
Safety & Discipline Indicators (SDI)
2004-2005 Suspensions and Expulsions Report
Incident Rate and Reasons by School Type

Page: 30
File: sdi

Cnty/Dist/Sch	Type	Students Dscplned	EOY Stu Ct	% Rate	Drug Violations	Alcohol Violations	Tobacco Violations	Assaults/ Fights	Dangerous Weapons	Robbery	Other Felony	Disobey/ Defiant	Detrement Behavior	Destroy Property	Re Inte
DELTA															
0870 DELTA COUNTY 50 (J)															
Elementary	Susp.	111	2306	4.8	3	0	1	0	2	0	0	14	33	3	
	Expl.	3	2306	0.1	2	0	0	0	0	0	0	0	0	1	
	RLE.	4	2306	0.2	2	0	0	0	0	0	0	0	0	2	
	Oth.	0	2306	0.0	0	0	0	0	0	0	0	0	0	0	
Jr./Middle	Susp.	164	776	21.1	1	0	0	0	0	4	0	36	71	9	
	Expl.	4	776	0.5	2	0	0	0	1	0	0	0	0	1	
	RLE.	2	776	0.3	1	0	0	0	0	0	0	0	0	1	
	Oth.	0	776	0.0	0	0	0	0	0	0	0	0	0	0	
Senior	Susp.	164	2047	8.0	14	5	3	0	1	1	0	61	7	0	
	Expl.	3	2047	0.1	0	0	0	0	2	0	0	0	1	0	
	RLE.	9	2047	0.4	1	1	0	0	1	1	0	0	3	0	
	Oth.	0	2047	0.0	0	0	0	0	0	0	0	0	0	0	
0870 District Totals:															
	Susp.	439	5129	8.6	18	5	4	0	3	5	0	111	111	12	
	Expl.	10	5129	0.2	4	0	0	0	3	0	0	0	1	2	
	RLE.	15	5129	0.3	4	1	0	0	2	1	0	0	3	3	
	Oth.	0	5129	0.0	0	0	0	0	0	0	0	0	0	0	
DELTA Totals:															
	Susp.	439	5129	8.6	18	5	4	0	3	5	0	111	111	12	
	Expl.	10	5129	0.2	4	0	0	0	3	0	0	0	1	2	
	RLE.	15	5129	0.3	4	1	0	0	1	1	0	0	3	3	
	Oth.	0	5129	0.0	0	0	0	0	0	0	0	0	0	0	




01/19/2007
11:15

Colorado Department of Education
Safety & Discipline Indicators (SDI)
2004-2005 Suspensions and Expulsions Report
Incident Rate and Reasons by School Type

Page: 31
File: sdi

Cnty/Dist/Sch	Type	Students Dscplned	EOY Stu Ct	% Rate	Drug Violations	Alcohol Violations	Tobacco Violations	Assaults/ Fights	Dangerous Weapons	Robbery	Other Felony	Disobey/ Defiant	Detrement Behavior	Destroy Property	Re Inte
DENVER															
0880 DENVER COUNTY 1															
Elementary	Susp.	3075	38968	7.9	15	6	2	53	117	91	0	474	1034	16	
	Expl.	5	38968	0.0	0	0	0	0	3	0	0	0	2	0	
	RLE.	25	38968	0.1	3	0	0	0	4	1	0	0	8	0	
	Oth.	0	38968	0.0	0	0	0	0	0	0	0	0	0	0	
Jr./Middle	Susp.	9906	16551	59.9	203	35	27	41	142	156	0	3034	3264	63	
	Expl.	82	16551	0.5	5	1	0	1	20	1	0	10	20	0	
	RLE.	508	16551	3.1	79	3	0	26	40	21	0	4	115	9	
	Oth.	0	16551	0.0	0	0	0	0	0	0	0	0	0	0	
Senior	Susp.	5368	22548	23.8	365	78	38	43	82	106	0	1696	1441	51	
	Expl.	78	22548	0.3	7	0	0	7	27	3	0	1	12	3	
	RLE.	679	22548	3.0	109	26	4	22	32	25	0	54	132	22	
	Oth.	11	22548	0.0	0	0	0	0	0	0	0	0	11	0	
0880 District Totals:															
	Susp.	18349	78067	23.5	583	119	67	137	341	353	0	5204	5739	130	
	Expl.	165	78067	0.2	12	1	0	8	50	4	0	11	34	3	
	RLE.	1212	78067	1.6	191	29	4	48	56	47	0	58	255	31	
	Oth.	11	78067	0.0	0	0	0	0	0	0	0	0	11	0	
DENVER Totals:															
	Susp.	18349	78067	23.5	583	119	67	137	341	353	0	5204	5739	130	
	Expl.	165	78067	0.2	12	1	0	8	50	4	0	11	34	3	
	RLE.	1212	78067	1.6	191	29	4	48	76	47	0	58	255	31	
	Oth.	11	78067	0.0	0	0	0	0	0	0	0	0	11	0	




01/19/2007
11:15

Colorado Department of Education
Safety & Discipline Indicators (SDI)
2004-2005 Suspensions and Expulsions Report
Incident Rate and Reasons by School Type

Page: 32
File: sdi

Cnty/Dist/Sch	Type	Students Dscplned	EOY Stu Ct	% Rate	Drug Violations	Alcohol Violations	Tobacco Violations	Assaults/ Fights	Dangerous Weapons	Robbery	Other Felony	Disobey/ Defiant	Detrement Behavior	Destroy Property	Re Inte
DOLORRES															
0890 DOLORRES COUNTY RE NO.2															
Elementary	Susp.	2	122	1.6	0	0	0	2	0	0	0	0	0	0	0
	Expl.	0	122	0.0	0	0	0	0	0	0	0	0	0	0	0
	RLE.	0	122	0.0	0	0	0	0	0	0	0	0	0	0	0
	Oth.	0	122	0.0	0	0	0	0	0	0	0	0	0	0	0
Jr./Middle	Susp.	0	0	0.0	0	0	0	0	0	0	0	0	0	0	0
	Expl.	0	0	0.0	0	0	0	0	0	0	0	0	0	0	0
	RLE.	0	0	0.0	0	0	0	0	0	0	0	0	0	0	0
	Oth.	0	0	0.0	0	0	0	0	0	0	0	0	0	0	0
Senior	Susp.	27	77	35.1	0	0	0	4	4	0	0	5	2	0	0
	Expl.	0	77	0.0	0	0	0	0	0	0	0	0	0	0	0
	RLE.	0	77	0.0	0	0	0	0	0	0	0	0	0	0	0
	Oth.	0	77	0.0	0	0	0	0	0	0	0	0	0	0	0
0890 District Totals:															
	Susp.	29	199	14.6	0	0	5	6	4	0	0	5	2	0	0
	Expl.	0	199	0.0	0	0	0	0	0	0	0	0	0	0	0
	RLE.	0	199	0.0	0	0	0	0	0	0	0	0	0	0	0
	Oth.	0	199	0.0	0	0	0	0	0	0	0	0	0	0	0
DOLORRES Totals:															
	Susp.	29	199	14.6	0	0	5	6	4	0	0	5	2	0	0
	Expl.	0	199	0.0	0	0	0	0	0	0	0	0	0	0	0
	RLE.	0	199	0.0	0	0	0	0	0	0	0	0	0	0	0
	Oth.	0	199	0.0	0	0	0	0	0	0	0	0	0	0	0




01/19/2007
11:15

Colorado Department of Education
Safety & Discipline Indicators (SDI)
2004-2005 Suspensions and Expulsions Report
Incident Rate and Reasons by School Type

Page: 33
File: sdi

Cnty/Dist/Sch	Type	Students Dscplned	EOY Stu Ct	% Rate	Drug Violations	Alcohol Violations	Tobacco Violations	Assaults/ Fights	Dangerous Weapons	Robbery	Other Felony	Disobey/ Defiant	Detrement Behavior	Destroy Property	Re Inte
DOUGLAS															
0900 DOUGLAS COUNTY RE 1															
Elementary	Susp.	302	25028	1.2	0	1	0	16	11	0	2	44	143	1	
	Expl.	4	25028	0.0	0	0	0	0	3	0	0	0	1	0	
	RLE.	1	25028	0.0	0	0	0	0	0	0	0	0	0	0	
	Oth.	1	25028	0.0	0	0	0	0	0	0	0	0	1	0	
Jr./Middle	Susp.	648	6730	9.6	7	4	10	18	5	2	0	112	381	2	
	Expl.	23	6730	0.3	4	5	0	0	4	1	0	3	5	0	
	RLE.	82	6730	1.2	3	8	6	5	3	1	0	0	52	0	
	Oth.	0	6730	0.0	0	0	0	0	0	0	0	0	0	0	
Senior	Susp.	1815	9810	18.5	97	59	94	28	9	13	2	403	529	12	
	Expl.	77	9810	0.8	30	7	0	3	13	0	1	1	2	0	
	RLE.	392	9810	4.0	58	32	94	19	14	7	12	15	118	4	
	Oth.	5	9810	0.1	0	3	0	0	0	0	0	0	2	0	
0900 District Totals:															
	Susp.	2765	41568	6.7	104	64	104	62	25	15	4	559	1053	15	
	Expl.	104	41568	0.3	34	12	0	3	20	1	1	4	8	0	
	RLE.	475	41568	1.1	61	40	100	24	18	8	12	15	170	4	
	Oth.	6	41568	0.0	0	3	0	0	0	0	0	0	3	0	
DOUGLAS Totals:															
	Susp.	2765	41568	6.7	104	64	104	62	25	15	4	559	1053	15	
	Expl.	104	41568	0.3	34	12	0	3	20	1	1	4	8	0	
	RLE.	475	41568	1.1	61	40	100	24	17	8	12	15	170	4	
	Oth.	6	41568	0.0	0	3	0	0	0	0	0	0	3	0	




01/19/2007
11:15

Colorado Department of Education
Safety & Discipline Indicators (SDI)
2004-2005 Suspensions and Expulsions Report
Incident Rate and Reasons by School Type

Page: 34
File: sdi

Cnty/Dist/Sch	Type	Students Dscplned	EOY Stu Ct	% Rate	Drug Violations	Alcohol Violations	Tobacco Violations	Assaults/ Fights	Dangerous Weapons	Robbery	Other Felony	Disobey/ Defiant	Detrement Behavior	Destroy Property	Re Inte
EAGLE															
0910 EAGLE COUNTY RE 50															
Elementary	Susp.	23	2636	0.9	0	3	0	9	1	0	0	1	3	0	
	Expl.	0	2636	0.0	0	0	0	0	0	0	0	0	0	0	
	RLE.	0	2636	0.0	0	0	0	0	0	0	0	0	0	0	
	Oth.	0	2636	0.0	0	0	0	0	0	0	0	0	0	0	
Jr./Middle	Susp.	133	1127	11.8	0	0	2	31	3	8	0	9	8	0	
	Expl.	0	1127	0.0	0	0	0	0	0	0	0	0	0	0	
	RLE.	6	1127	0.5	0	0	0	2	1	1	0	0	1	0	
	Oth.	0	1127	0.0	0	0	0	0	0	0	0	0	0	0	
Senior	Susp.	243	1556	15.6	19	5	10	36	0	4	0	35	6	0	
	Expl.	6	1556	0.4	1	0	0	0	0	0	0	2	1	0	
	RLE.	32	1556	2.1	11	2	1	8	0	1	0	2	2	0	
	Oth.	0	1556	0.0	0	0	0	0	0	0	0	0	0	0	
0910 District Totals:															
	Susp.	399	5319	7.5	19	8	12	76	4	12	0	45	17	0	
	Expl.	6	5319	0.1	1	0	0	0	0	0	0	2	1	0	
	RLE.	38	5319	0.7	11	2	1	10	0	2	0	2	3	0	
	Oth.	0	5319	0.0	0	0	0	0	0	0	0	0	0	0	
EAGLE Totals:															
	Susp.	399	5319	7.5	19	8	12	76	4	12	0	45	17	0	
	Expl.	6	5319	0.1	1	0	0	0	0	0	0	2	1	0	
	RLE.	38	5319	0.7	11	2	1	10	1	2	0	2	3	0	
	Oth.	0	5319	0.0	0	0	0	0	0	0	0	0	0	0	




01/19/2007
11:15

Colorado Department of Education
Safety & Discipline Indicators (SDI)
2004-2005 Suspensions and Expulsions Report
Incident Rate and Reasons by School Type

Page: 35
File: sdi

Cnty/Dist/Sch	Type	Students Dscplned	EOY Stu Ct	% Rate	Drug Violations	Alcohol Violations	Tobacco Violations	Assaults/ Fights	Dangerous Weapons	Robbery	Other Felony	Disobey/ Defiant	Detrement Behavior	Destroy Property	Re Inte
ELBERT															
0920 ELIZABETH C-1															
Elementary	Susp.	22	1201	1.8	0	0	0	0	0	0	0	2	12	0	
	Expl.	0	1201	0.0	0	0	0	0	0	0	0	0	0	0	
	RLE.	0	1201	0.0	0	0	0	0	0	0	0	0	0	0	
	Oth.	147	1201	12.2	0	0	0	0	0	0	0	34	43	1	
Jr./Middle	Susp.	148	714	20.7	1	0	0	20	4	8	0	43	1	0	
	Expl.	0	714	0.0	0	0	0	0	0	0	0	0	0	0	
	RLE.	3	714	0.4	0	0	0	1	0	0	0	1	1	0	
	Oth.	0	714	0.0	0	0	0	0	0	0	0	0	0	0	
Senior	Susp.	127	1130	11.2	1	3	10	14	3	0	0	75	17	1	
	Expl.	0	1130	0.0	0	0	0	0	0	0	0	0	0	0	
	RLE.	6	1130	0.5	0	0	0	5	0	0	0	1	0	0	
	Oth.	40	1130	3.5	0	0	18	0	0	0	0	0	0	0	
0920 District Totals:															
	Susp.	297	3045	9.8	2	3	10	34	7	8	0	120	30	1	
	Expl.	0	3045	0.0	0	0	0	0	0	0	0	0	0	0	
	RLE.	9	3045	0.3	0	0	0	6	0	0	0	2	1	0	
	Oth.	187	3045	6.1	0	0	18	0	0	0	0	34	43	1	
0930 KIOWA C-2															
Elementary	Susp.	2	201	1.0	0	0	0	0	1	0	0	1	0	0	
	Expl.	0	201	0.0	0	0	0	0	0	0	0	0	0	0	
	RLE.	0	201	0.0	0	0	0	0	0	0	0	0	0	0	
	Oth.	0	201	0.0	0	0	0	0	0	0	0	0	0	0	
Jr./Middle	Susp.	5	119	4.2	1	0	0	0	0	0	0	0	2	2	
	Expl.	0	119	0.0	0	0	0	0	0	0	0	0	0	0	
	RLE.	1	119	0.8	1	0	0	0	0	0	0	0	0	0	
	Oth.	0	119	0.0	0	0	0	0	0	0	0	0	0	0	
Senior	Susp.	14	126	11.1	1	0	3	0	0	0	3	1	0		



sdisuspexpl.lis

1/19/2007

Expl.	0	126	0.0	0	0	0	0	0	0	0	0	0	0	0
RLE.	0	126	0.0	0	0	0	0	0	0	0	0	0	0	0
Oth.	0	126	0.0	0	0	0	0	0	0	0	0	0	0	0

0930 District Totals:

Susp.	21	446	4.7	2	0	3	0	1	0	0	4	3	2
Expl.	0	446	0.0	0	0	0	0	0	0	0	0	0	0
RLE.	1	446	0.2	1	0	0	0	0	0	0	0	0	0
Oth.	0	446	0.0	0	0	0	0	0	0	0	0	0	0




01/19/2007
11:15

Colorado Department of Education
Safety & Discipline Indicators (SDI)
2004-2005 Suspensions and Expulsions Report
Incident Rate and Reasons by School Type

Page: 36
File: sdi

Cnty/Dist/Sch	Type	Students Dscplned	EOY Stu Ct	% Rate	Drug Violations	Alcohol Violations	Tobacco Violations	Assaults/ Fights	Dangerous Weapons	Robbery	Other Felony	Disobey/ Defiant	Detrement Behavior	Destroy Property	Re Inte
ELBERT															
0940 BIG SANDY 100J															
Elementary	Susp.	0	161	0.0	0	0	0	0	0	0	0	0	0	0	0
	Expl.	0	161	0.0	0	0	0	0	0	0	0	0	0	0	0
	RLE.	0	161	0.0	0	0	0	0	0	0	0	0	0	0	0
	Oth.	0	161	0.0	0	0	0	0	0	0	0	0	0	0	0
Jr./Middle	Susp.	8	98	8.2	1	0	0	2	0	0	0	2	3	0	0
	Expl.	0	98	0.0	0	0	0	0	0	0	0	0	0	0	0
	RLE.	3	98	3.1	1	0	0	2	0	0	0	0	0	0	0
	Oth.	0	98	0.0	0	0	0	0	0	0	0	0	0	0	0
Senior	Susp.	8	104	7.7	0	3	0	1	0	0	0	3	1	0	0
	Expl.	0	104	0.0	0	0	0	0	0	0	0	0	0	0	0
	RLE.	4	104	3.8	0	3	0	1	0	0	0	0	0	0	0
	Oth.	0	104	0.0	0	0	0	0	0	0	0	0	0	0	0
0940 District Totals:															
	Susp.	16	363	4.4	1	3	0	3	0	0	0	5	4	0	0
	Expl.	0	363	0.0	0	0	0	0	0	0	0	0	0	0	0
	RLE.	7	363	1.9	1	3	0	3	0	0	0	0	0	0	0
	Oth.	0	363	0.0	0	0	0	0	0	0	0	0	0	0	0
0950 ELBERT 200															
Elementary	Susp.	1	168	0.6	0	0	0	0	0	0	0	0	0	0	0
	Expl.	0	168	0.0	0	0	0	0	0	0	0	0	0	0	0
	RLE.	0	168	0.0	0	0	0	0	0	0	0	0	0	0	0
	Oth.	0	168	0.0	0	0	0	0	0	0	0	0	0	0	0
Jr./Middle	Susp.	0	0	0.0	0	0	0	0	0	0	0	0	0	0	0
	Expl.	0	0	0.0	0	0	0	0	0	0	0	0	0	0	0
	RLE.	0	0	0.0	0	0	0	0	0	0	0	0	0	0	0
	Oth.	0	0	0.0	0	0	0	0	0	0	0	0	0	0	0
Senior	Susp.	3	133	2.3	0	0	0	0	0	1	0	0	0	0	



sdisuspexpl.lis

1/19/2007

Expl.	0	133	0.0	0	0	0	0	0	0	0	0	0	0	0
RLE.	0	133	0.0	0	0	0	0	0	0	0	0	0	0	0
Oth.	0	133	0.0	0	0	0	0	0	0	0	0	0	0	0

0950 District Totals:

Susp.	4	301	1.3	0	0	0	0	0	1	0	0	0	0	0
Expl.	0	301	0.0	0	0	0	0	0	0	0	0	0	0	0
RLE.	0	301	0.0	0	0	0	0	0	0	0	0	0	0	0
Oth.	0	301	0.0	0	0	0	0	0	0	0	0	0	0	0




01/19/2007
11:15

Colorado Department of Education
Safety & Discipline Indicators (SDI)
2004-2005 Suspensions and Expulsions Report
Incident Rate and Reasons by School Type

Page: 37
File: sdi

Cnty/Dist/Sch	Type	Students Dscplned	EOY Stu Ct	% Rate	Drug Violations	Alcohol Violations	Tobacco Violations	Assaults/ Fights	Dangerous Weapons	Robbery	Other Felony	Disobey/ Defiant	Detrement Behavior	Destroy Property	Re Inte
ELBERT															
0960 AGATE 300															
Elementary	Susp.	3	38	7.9	0	0	0	0	0	0	0	2	0	0	
	Expl.	0	38	0.0	0	0	0	0	0	0	0	0	0	0	
	RLE.	0	38	0.0	0	0	0	0	0	0	0	0	0	0	
	Oth.	3	38	7.9	0	0	0	0	0	0	0	0	0	0	
Jr./Middle	Susp.	0	0	0.0	0	0	0	0	0	0	0	0	0	0	
	Expl.	0	0	0.0	0	0	0	0	0	0	0	0	0	0	
	RLE.	0	0	0.0	0	0	0	0	0	0	0	0	0	0	
	Oth.	0	0	0.0	0	0	0	0	0	0	0	0	0	0	
Senior	Susp.	7	55	12.7	0	0	0	0	0	0	0	3	0	0	
	Expl.	0	55	0.0	0	0	0	0	0	0	0	0	0	0	
	RLE.	0	55	0.0	0	0	0	0	0	0	0	0	0	0	
	Oth.	11	55	20.0	0	0	0	0	0	0	0	4	0	0	
0960 District Totals:															
	Susp.	10	93	10.8	0	0	0	0	0	0	0	5	0	0	
	Expl.	0	93	0.0	0	0	0	0	0	0	0	0	0	0	
	RLE.	0	93	0.0	0	0	0	0	0	0	0	0	0	0	
	Oth.	14	93	15.1	0	0	0	0	0	0	0	4	0	0	
ELBERT Totals:															
	Susp.	348	4248	8.2	5	6	13	37	8	9	0	134	37	3	
	Expl.	0	4248	0.0	0	0	0	0	0	0	0	0	0	0	
	RLE.	17	4248	0.4	2	3	0	9	0	0	0	2	1	0	
	Oth.	201	4248	4.7	0	0	18	0	0	0	0	38	43	1	




01/19/2007
11:15

Colorado Department of Education
Safety & Discipline Indicators (SDI)
2004-2005 Suspensions and Expulsions Report
Incident Rate and Reasons by School Type

Page: 38
File: sdi

Cnty/Dist/Sch	Type	Students Dscplned	EOY Stu Ct	% Rate	Drug Violations	Alcohol Violations	Tobacco Violations	Assaults/ Fights	Dangerous Weapons	Robbery	Other Felony	Disobey/ Defiant	Detrement Behavior	Destroy Property	Re Inte
EL PASO															
0970 CALHAN RJ-1															
Elementary	Susp.	2	343	0.6	0	0	0	1	0	0	0	1	0	0	
	Expl.	0	343	0.0	0	0	0	0	0	0	0	0	0	0	
	RLE.	0	343	0.0	0	0	0	0	0	0	0	0	0	0	
	Oth.	1	343	0.3	0	0	0	0	0	0	0	0	0	0	
Jr./Middle	Susp.	24	147	16.3	1	0	2	4	0	0	0	4	13	0	
	Expl.	0	147	0.0	0	0	0	0	0	0	0	0	0	0	
	RLE.	0	147	0.0	0	0	0	0	0	0	0	0	0	0	
	Oth.	0	147	0.0	0	0	0	0	0	0	0	0	0	0	
Senior	Susp.	36	181	19.9	0	0	3	2	0	2	0	1	11	3	
	Expl.	0	181	0.0	0	0	0	0	0	0	0	0	0	0	
	RLE.	8	181	4.4	0	0	0	1	0	2	0	0	1	2	
	Oth.	0	181	0.0	0	0	0	0	0	0	0	0	0	0	
0970 District Totals:															
	Susp.	62	671	9.2	1	0	5	7	0	2	0	6	24	3	
	Expl.	0	671	0.0	0	0	0	0	0	0	0	0	0	0	
	RLE.	8	671	1.2	0	0	0	1	0	2	0	0	1	2	
	Oth.	1	671	0.1	0	0	0	0	0	0	0	0	0	0	
0980 HARRISON 2															
Elementary	Susp.	0	5708	0.0	0	0	0	0	0	0	0	0	0	0	
	Expl.	2	5708	0.0	0	0	0	0	2	0	0	0	0	0	
	RLE.	2	5708	0.0	0	0	0	0	2	0	0	0	0	0	
	Oth.	0	5708	0.0	0	0	0	0	0	0	0	0	0	0	
Jr./Middle	Susp.	27	2399	1.1	1	0	0	3	0	0	0	0	5	1	
	Expl.	42	2399	1.8	8	0	0	2	5	0	0	0	13	4	
	RLE.	41	2399	1.7	5	0	0	5	2	0	0	0	5	5	
	Oth.	0	2399	0.0	0	0	0	0	0	0	0	0	0	0	
Senior	Susp.	20	3218	0.6	4	0	3	7	5	0	0	0	1	0	



sdisuspexpl.lis

1/19/2007

Expl.	33	3218	1.0	7	0	0	7	7	0	1	4	6	0
RLE.	32	3218	1.0	7	0	3	12	9	0	0	0	1	0
Oth.	0	3218	0.0	0	0	0	0	0	0	0	0	0	0

0980 District Totals:

Susp.	47	11325	0.4	5	0	3	10	5	0	0	0	6	1
Expl.	77	11325	0.7	15	0	0	9	14	0	1	4	19	4
RLE.	75	11325	0.7	12	0	3	17	16	0	0	0	6	5
Oth.	0	11325	0.0	0	0	0	0	0	0	0	0	0	0




01/19/2007
11:15

Colorado Department of Education
Safety & Discipline Indicators (SDI)
2004-2005 Suspensions and Expulsions Report
Incident Rate and Reasons by School Type

Page: 39
File: sdi

Cnty/Dist/Sch	Type	Students Dscplned	EOY Stu Ct	% Rate	Drug Violations	Alcohol Violations	Tobacco Violations	Assaults/ Fights	Dangerous Weapons	Robbery	Other Felony	Disobey/ Defiant	Detrement Behavior	Destroy Property	Re Inte
EL PASO															
0990 WIDEFIELD 3															
Elementary	Susp.	199	4411	4.5	1	3	0	10	6	0	0	29	39	6	
	Expl.	2	4411	0.0	0	0	0	0	2	0	0	0	0	0	
	RLE.	7	4411	0.2	0	0	0	0	2	0	0	0	1	0	
	Oth.	0	4411	0.0	0	0	0	0	0	0	0	0	0	0	
Jr./Middle	Susp.	188	1513	12.4	12	0	0	0	2	0	0	43	41	0	
	Expl.	2	1513	0.1	0	0	0	0	1	0	0	0	1	0	
	RLE.	7	1513	0.5	3	0	0	0	1	0	0	0	2	0	
	Oth.	0	1513	0.0	0	0	0	0	0	0	0	0	0	0	
Senior	Susp.	467	2441	19.1	16	7	1	0	9	0	0	185	18	7	
	Expl.	14	2441	0.6	0	0	0	2	9	0	0	0	3	0	
	RLE.	176	2441	7.2	16	7	0	2	18	0	0	1	9	5	
	Oth.	0	2441	0.0	0	0	0	0	0	0	0	0	0	0	
0990 District Totals:															
	Susp.	854	8365	10.2	29	10	1	10	17	0	0	257	98	13	
	Expl.	18	8365	0.2	0	0	0	2	12	0	0	0	4	0	
	RLE.	190	8365	2.3	19	7	0	2	21	0	0	1	12	5	
	Oth.	0	8365	0.0	0	0	0	0	0	0	0	0	0	0	
1000 FOUNTAIN 8															
Elementary	Susp.	190	3251	5.8	1	0	0	1	1	1	0	17	154	1	
	Expl.	0	3251	0.0	0	0	0	0	0	0	0	0	0	0	
	RLE.	0	3251	0.0	0	0	0	0	0	0	0	0	0	0	
	Oth.	2	3251	0.1	0	0	0	0	0	0	0	0	2	0	
Jr./Middle	Susp.	243	1390	17.5	4	1	0	0	3	1	0	40	2	4	
	Expl.	7	1390	0.5	0	1	0	0	6	0	0	0	0	0	
	RLE.	5	1390	0.4	0	0	0	0	1	0	0	0	0	0	
	Oth.	0	1390	0.0	0	0	0	0	0	0	0	0	0	0	
Senior	Susp.	266	1292	20.6	7	4	22	1	2	0	1	117	78	0	



sdisuspexpl.lis

1/19/2007

Expl.	20	1292	1.5	9	1	0	0	7	0	0	0	1	0
RLE.	23	1292	1.8	7	3	0	0	6	0	0	0	2	0
Oth.	0	1292	0.0	0	0	0	0	0	0	0	0	0	0

1000 District Totals:

Susp.	699	5933	11.8	12	5	22	2	6	2	1	174	234	5
Expl.	27	5933	0.5	9	2	0	0	13	0	0	0	1	0
RLE.	28	5933	0.5	7	3	0	0	12	0	0	0	2	0
Oth.	2	5933	0.0	0	0	0	0	0	0	0	0	2	0




01/19/2007
11:15

Colorado Department of Education
Safety & Discipline Indicators (SDI)
2004-2005 Suspensions and Expulsions Report
Incident Rate and Reasons by School Type

Page: 40
File: sdi

Cnty/Dist/Sch	Type	Students Dscplned	EOY Stu Ct	% Rate	Drug Violations	Alcohol Violations	Tobacco Violations	Assaults/ Fights	Dangerous Weapons	Robbery	Other Felony	Disobey/ Defiant	Detrement Behavior	Destroy Property	Re Inte
EL PASO															
1010 COLORADO SPRINGS 11															
Elementary	Susp.	536	14112	3.8	0	0	1	0	5	0	1	30	23	7	
	Expl.	6	14112	0.0	4	0	0	0	0	0	0	1	0	0	
	RLE.	0	14112	0.0	0	0	0	0	0	0	0	0	0	0	
	Oth.	45	14112	0.3	1	0	1	0	0	0	0	5	16	6	15
Jr./Middle	Susp.	2484	7915	31.4	23	11	24	2	10	2	10	180	87	31	
	Expl.	70	7915	0.9	9	0	0	0	3	1	3	29	13	1	
	RLE.	5	7915	0.1	0	0	0	0	0	0	0	3	0	0	
	Oth.	111	7915	1.4	15	1	6	0	0	0	3	30	15	34	
Senior	Susp.	2463	11912	20.7	110	45	47	2	7	1	5	61	31	8	
	Expl.	139	11912	1.2	77	0	0	0	4	0	1	17	10	5	
	RLE.	34	11912	0.3	8	0	0	0	0	0	0	5	2	0	
	Oth.	438	11912	3.7	130	10	131	3	4	0	5	89	40	15	
1010 District Totals:															
	Susp.	5483	33939	16.2	133	56	72	4	22	3	16	271	141	46	
	Expl.	215	33939	0.6	90	0	0	0	7	1	4	47	23	6	
	RLE.	39	33939	0.1	8	0	0	3	3	0	0	8	2	0	
	Oth.	594	33939	1.8	146	11	138	3	4	0	13	135	61	64	
1020 CHEYENNE MOUNTAIN 12															
Elementary	Susp.	80	2422	3.3	0	0	0	0	0	0	0	23	41	5	
	Expl.	0	2422	0.0	0	0	0	0	0	0	0	0	0	0	
	RLE.	0	2422	0.0	0	0	0	0	0	0	0	0	0	0	
	Oth.	0	2422	0.0	0	0	0	0	0	0	0	0	0	0	
Jr./Middle	Susp.	63	698	9.0	0	1	2	0	0	0	0	4	0	0	
	Expl.	1	698	0.1	0	0	0	0	0	0	0	0	1	0	
	RLE.	0	698	0.0	0	0	0	0	0	0	0	0	0	0	
	Oth.	0	698	0.0	0	0	0	0	0	0	0	0	0	0	
Senior	Susp.	106	1158	9.2	11	3	5	20	0	0	0	5	0		



sdisuspexpl.lis

1/19/2007

Expl.	3	1158	0.3	0	0	0	0	0	0	3	0	0	0	0
RLE.	12	1158	1.0	2	0	0	1	0	0	3	0	0	5	0
Oth.	0	1158	0.0	0	0	0	0	0	0	0	0	0	0	0

1020 District Totals:

Susp.	249	4278	5.8	11	4	7	20	0	0	0	27	46	5
Expl.	4	4278	0.1	0	0	0	0	0	3	0	0	1	0
RLE.	12	4278	0.3	2	0	0	1	0	3	0	0	5	0
Oth.	0	4278	0.0	0	0	0	0	0	0	0	0	0	0




01/19/2007
11:15

Colorado Department of Education
Safety & Discipline Indicators (SDI)
2004-2005 Suspensions and Expulsions Report
Incident Rate and Reasons by School Type

Page: 41
File: sdi

Cnty/Dist/Sch	Type	Students Dscplned	EOY Stu Ct	% Rate	Drug Violations	Alcohol Violations	Tobacco Violations	Assaults/ Fights	Dangerous Weapons	Robbery	Other Felony	Disobey/ Defiant	Detrement Behavior	Destroy Property	Re Inte
EL PASO															
1030 MANITOU SPRINGS 14															
Elementary	Susp.	27	530	5.1	0	0	0	15	0	2	0	4	6	0	
	Expl.	0	530	0.0	0	0	0	0	0	0	0	0	0	0	
	RLE.	0	530	0.0	0	0	0	0	0	0	0	0	0	0	
	Oth.	0	530	0.0	0	0	0	0	0	0	0	0	0	0	
Jr./Middle	Susp.	45	336	13.4	1	0	0	23	0	1	0	3	4	0	
	Expl.	1	336	0.3	0	0	0	0	1	0	0	0	0	0	
	RLE.	0	336	0.0	0	0	0	0	0	0	0	0	0	0	
	Oth.	0	336	0.0	0	0	0	0	0	0	0	0	0	0	
Senior	Susp.	76	461	16.5	1	0	0	5	0	1	0	6	5	0	
	Expl.	0	461	0.0	0	0	0	0	0	0	0	0	0	0	
	RLE.	0	461	0.0	0	0	0	0	0	0	0	0	0	0	
	Oth.	0	461	0.0	0	0	0	0	0	0	0	0	0	0	
1030 District Totals:															
	Susp.	148	1327	11.2	2	0	2	43	0	4	0	13	15	0	
	Expl.	1	1327	0.1	0	0	0	0	1	0	0	0	0	0	
	RLE.	0	1327	0.0	0	0	0	0	1	0	0	0	0	0	
	Oth.	0	1327	0.0	0	0	0	0	0	0	0	0	0	0	
1040 ACADEMY 20															
Elementary	Susp.	231	7260	3.2	0	0	0	28	0	8	0	33	57	3	
	Expl.	0	7260	0.0	0	0	0	0	0	0	0	0	0	0	
	RLE.	0	7260	0.0	0	0	0	0	0	0	0	0	0	0	
	Oth.	0	7260	0.0	0	0	0	0	0	0	0	0	0	0	
Jr./Middle	Susp.	934	4348	21.5	2	1	19	53	0	12	0	226	115	16	
	Expl.	14	4348	0.3	1	0	0	0	0	0	0	0	7	1	
	RLE.	0	4348	0.0	0	0	0	0	0	0	0	0	0	0	
	Oth.	0	4348	0.0	0	0	0	0	0	0	0	0	0	0	
Senior	Susp.	922	7067	13.0	27	21	27	56	0	17	0	107	102	2	



sdisuspexpl.lis

1/19/2007

Expl.	33	7067	0.5	9	0	0	1	7	0	0	0	5	0
RLE.	0	7067	0.0	0	0	0	0	0	0	0	0	0	0
Oth.	0	7067	0.0	0	0	0	0	0	0	0	0	0	0

1040 District Totals:

Susp.	2087	18675	11.2	29	22	46	137	0	37	0	366	274	21
Expl.	47	18675	0.3	10	0	0	1	7	0	0	0	12	1
RLE.	0	18675	0.0	0	0	0	0	0	0	0	0	0	0
Oth.	0	18675	0.0	0	0	0	0	0	0	0	0	0	0




01/19/2007
11:15

Colorado Department of Education
Safety & Discipline Indicators (SDI)
2004-2005 Suspensions and Expulsions Report
Incident Rate and Reasons by School Type

Page: 42
File: sdi

Cnty/Dist/Sch	Type	Students Dscplned	EOY Stu Ct	% Rate	Drug Violations	Alcohol Violations	Tobacco Violations	Assaults/ Fights	Dangerous Weapons	Robbery	Other Felony	Disobey/ Defiant	Detrement Behavior	Destroy Property	Re Inte
EL PASO															
1050 ELLICOTT 22															
Elementary	Susp.	23	361	6.4	0	0	0	3	0	0	0	4	6	2	
	Expl.	0	361	0.0	0	0	0	0	0	0	0	0	0	0	
	RLE.	0	361	0.0	0	0	0	0	0	0	0	0	0	0	
	Oth.	169	361	46.8	0	0	0	0	0	0	0	47	12	4	
Jr./Middle	Susp.	139	297	46.8	3	0	1	28	0	0	0	15	0	0	
	Expl.	0	297	0.0	0	0	0	0	0	0	0	0	0	0	
	RLE.	3	297	1.0	3	0	0	0	0	0	0	0	0	0	
	Oth.	0	297	0.0	0	0	0	0	0	0	0	0	0	0	
Senior	Susp.	68	291	23.4	1	0	5	16	0	2	0	13	1	2	
	Expl.	0	291	0.0	0	0	0	0	0	0	0	0	0	0	
	RLE.	5	291	1.7	0	0	0	5	0	0	0	0	0	0	
	Oth.	0	291	0.0	0	0	0	0	0	0	0	0	0	0	
1050 District Totals:															
	Susp.	230	949	24.2	4	0	6	47	0	2	0	32	7	4	
	Expl.	0	949	0.0	0	0	0	0	0	0	0	0	0	0	
	RLE.	8	949	0.8	3	0	0	5	0	0	0	0	0	0	
	Oth.	169	949	17.8	0	0	0	0	0	0	0	47	12	4	
1060 PEYTON 23 JT															
Elementary	Susp.	7	287	2.4	0	0	0	0	0	0	0	0	1	1	
	Expl.	0	287	0.0	0	0	0	0	0	0	0	0	0	0	
	RLE.	0	287	0.0	0	0	0	0	0	0	0	0	0	0	
	Oth.	8	287	2.8	0	0	0	0	0	0	0	0	0	0	
Jr./Middle	Susp.	16	178	9.0	0	0	1	1	0	0	0	4	0	0	
	Expl.	0	178	0.0	0	0	0	0	0	0	0	0	0	0	
	RLE.	0	178	0.0	0	0	0	0	0	0	0	0	0	0	
	Oth.	0	178	0.0	0	0	0	0	0	0	0	0	0	0	
Senior	Susp.	25	213	11.7	2	0	2	5	0	0	4	0	0		



sdisuspexpl.lis

1/19/2007

Expl.	0	213	0.0	0	0	0	0	0	0	0	0	0	0	0
RLE.	2	213	0.9	2	0	0	0	0	0	0	0	0	0	0
Oth.	3	213	1.4	0	0	0	0	0	0	0	1	0	0	0

1060 District Totals:

Susp.	48	678	7.1	2	0	3	6	0	0	0	8	1	1	1
Expl.	0	678	0.0	0	0	0	0	0	0	0	0	0	0	0
RLE.	2	678	0.3	2	0	0	0	0	0	0	0	0	0	0
Oth.	11	678	1.6	0	0	0	0	0	0	0	1	0	0	0




01/19/2007
11:15

Colorado Department of Education
Safety & Discipline Indicators (SDI)
2004-2005 Suspensions and Expulsions Report
Incident Rate and Reasons by School Type

Page: 43
File: sdi

Cnty/Dist/Sch	Type	Students Dscplned	EOY Stu Ct	% Rate	Drug Violations	Alcohol Violations	Tobacco Violations	Assaults/ Fights	Dangerous Weapons	Robbery	Other Felony	Disobey/ Defiant	Detrement Behavior	Destroy Property	Re Inte
EL PASO															
1070 HANOVER 28															
Elementary	Susp.	82	157	52.2	0	0	0	12	0	0	0	15	13	3	
	Expl.	0	157	0.0	0	0	0	0	0	0	0	0	0	0	
	RLE.	0	157	0.0	0	0	0	0	0	0	0	0	0	0	
	Oth.	14	157	8.9	0	0	0	2	0	0	0	1	0	0	
Jr./Middle	Susp.	0	0	0.0	0	0	0	0	0	0	0	0	0	0	
	Expl.	0	0	0.0	0	0	0	0	0	0	0	0	0	0	
	RLE.	0	0	0.0	0	0	0	0	0	0	0	0	0	0	
	Oth.	0	0	0.0	0	0	0	0	0	0	0	0	0	0	
Senior	Susp.	99	166	59.6	0	0	0	11	0	0	0	33	5	0	
	Expl.	0	166	0.0	0	0	0	0	0	0	0	0	0	0	
	RLE.	0	166	0.0	0	0	0	0	0	0	0	0	0	0	
	Oth.	0	166	0.0	0	0	0	0	0	0	0	0	0	0	
1070 District Totals:															
	Susp.	181	323	56.0	0	0	0	23	0	0	0	48	18	3	
	Expl.	0	323	0.0	0	0	0	0	0	0	0	0	0	0	
	RLE.	0	323	0.0	0	0	0	0	0	0	0	0	0	0	
	Oth.	14	323	4.3	0	0	0	2	0	0	0	1	0	0	
1080 LEWIS-PALMER 38															
Elementary	Susp.	70	1862	3.8	0	0	0	1	1	0	0	42	22	2	
	Expl.	0	1862	0.0	0	0	0	0	0	0	0	0	0	0	
	RLE.	1	1862	0.1	0	0	0	1	0	0	0	0	0	0	
	Oth.	4	1862	0.2	0	0	0	0	0	0	0	3	1	0	
Jr./Middle	Susp.	240	1322	18.2	0	0	12	15	0	0	0	15	6	1	
	Expl.	7	1322	0.5	7	0	0	0	0	0	0	0	0	0	
	RLE.	7	1322	0.5	7	0	0	0	0	0	0	0	0	0	
	Oth.	0	1322	0.0	0	0	0	0	0	0	0	0	0	0	
Senior	Susp.	120	2395	5.0	0	0	16	15	4	3	1	48	29	4	



sdisuspexpl.lis

1/19/2007

Expl.	18	2395	0.8	10	2	0	0	1	0	0	1	2	2
RLE.	16	2395	0.7	10	2	0	0	0	0	0	0	2	2
Oth.	98	2395	4.1	0	0	9	1	0	0	0	58	13	6

1080 District Totals:

Susp.	430	5579	7.7	0	0	28	31	5	3	1	105	57	7
Expl.	25	5579	0.4	17	2	0	0	1	0	0	1	2	2
RLE.	24	5579	0.4	17	2	0	1	0	0	0	0	2	2
Oth.	102	5579	1.8	0	0	9	1	0	0	0	61	14	6




01/19/2007
11:15

Colorado Department of Education
Safety & Discipline Indicators (SDI)
2004-2005 Suspensions and Expulsions Report
Incident Rate and Reasons by School Type

Page: 44
File: sdi

Cnty/Dist/Sch	Type	Students Dscplned	EOY Stu Ct	% Rate	Drug Violations	Alcohol Violations	Tobacco Violations	Assaults/ Fights	Dangerous Weapons	Robbery	Other Felony	Disobey/ Defiant	Detrement Behavior	Destroy Property	Re Inte
EL PASO															
1110 FALCON 49															
Elementary	Susp.	25	4630	0.5	0	0	0	5	1	0	0	6	7	0	
	Expl.	1	4630	0.0	1	0	0	0	0	0	0	0	0	0	
	RLE.	1	4630	0.0	0	0	0	0	1	0	0	0	0	0	
	Oth.	0	4630	0.0	0	0	0	0	0	0	0	0	0	0	
Jr./Middle	Susp.	10	2021	0.5	1	5	0	1	2	0	0	1	0	0	
	Expl.	2	2021	0.1	0	0	0	0	1	0	0	0	1	0	
	RLE.	2	2021	0.1	0	0	0	1	1	0	0	0	0	0	
	Oth.	1	2021	0.0	0	0	0	0	0	0	0	0	0	0	
Senior	Susp.	119	2079	5.7	16	12	69	5	6	2	2	0	4	0	
	Expl.	7	2079	0.3	1	0	0	0	2	0	0	0	2	0	
	RLE.	34	2079	1.6	9	8	0	5	4	2	1	0	3	0	
	Oth.	1	2079	0.0	0	0	1	0	0	0	0	0	0	0	
1110 District Totals:															
	Susp.	154	8730	1.8	17	17	69	11	9	2	2	7	11	0	
	Expl.	10	8730	0.1	2	0	0	0	3	0	0	0	3	0	
	RLE.	37	8730	0.4	9	8	0	6	6	2	1	0	3	0	
	Oth.	2	8730	0.0	0	0	1	0	0	0	0	0	0	0	
1120 EDISON 54 JT															
Elementary	Susp.	3	41	7.3	0	0	0	1	0	2	0	0	0	0	
	Expl.	0	41	0.0	0	0	0	0	0	0	0	0	0	0	
	RLE.	0	41	0.0	0	0	0	0	0	0	0	0	0	0	
	Oth.	2	41	4.9	0	0	0	1	0	0	0	1	0	0	
Jr./Middle	Susp.	0	0	0.0	0	0	0	0	0	0	0	0	0	0	
	Expl.	0	0	0.0	0	0	0	0	0	0	0	0	0	0	
	RLE.	0	0	0.0	0	0	0	0	0	0	0	0	0	0	
	Oth.	0	0	0.0	0	0	0	0	0	0	0	0	0	0	
Senior	Susp.	12	76	15.8	0	0	1	1	0	0	0	2	4	0	



sdisuspexpl.lis

1/19/2007

Expl.	0	76	0.0	0	0	0	0	0	0	0	0	0	0	0
RLE.	2	76	2.6	0	0	0	0	0	2	0	0	0	0	0
Oth.	8	76	10.5	0	0	0	0	0	1	0	2	4	0	0

1120 District Totals:

Susp.	15	117	12.8	0	0	1	2	0	2	0	2	4	0	0
Expl.	0	117	0.0	0	0	0	0	0	0	0	0	0	0	0
RLE.	2	117	1.7	0	0	0	0	0	2	0	0	0	0	0
Oth.	10	117	8.5	0	0	0	1	0	1	0	3	4	0	0




01/19/2007
11:15

Colorado Department of Education
Safety & Discipline Indicators (SDI)
2004-2005 Suspensions and Expulsions Report
Incident Rate and Reasons by School Type

Page: 45
File: sdi

Cnty/Dist/Sch	Type	Students Dscplned	EOY Stu Ct	% Rate	Drug Violations	Alcohol Violations	Tobacco Violations	Assaults/ Fights	Dangerous Weapons	Robbery	Other Felony	Disobey/ Defiant	Detrement Behavior	Destroy Property	Re Inte
EL PASO															
1130 MIAMI/YODER 60 JT															
Elementary	Susp.	3	157	1.9	0	0	0	0	0	0	0	0	0	1	
	Expl.	0	157	0.0	0	0	0	0	0	0	0	0	0	0	
	RLE.	0	157	0.0	0	0	0	0	0	0	0	0	0	0	
	Oth.	4	157	2.5	0	0	0	0	0	0	0	4	0	0	
Jr./Middle	Susp.	0	0	0.0	0	0	0	0	0	0	0	0	0	0	
	Expl.	0	0	0.0	0	0	0	0	0	0	0	0	0	0	
	RLE.	0	0	0.0	0	0	0	0	0	0	0	0	0	0	
	Oth.	0	0	0.0	0	0	0	0	0	0	0	0	0	0	
Senior	Susp.	25	235	10.6	0	0	0	6	0	0	0	15	4	0	
	Expl.	0	235	0.0	0	0	0	0	0	0	0	0	0	0	
	RLE.	0	235	0.0	0	0	0	0	0	0	0	0	0	0	
	Oth.	19	235	8.1	0	0	0	1	0	0	0	16	0	0	
1130 District Totals:															
	Susp.	28	392	7.1	0	0	0	6	0	0	0	15	4	1	
	Expl.	0	392	0.0	0	0	0	0	0	0	0	0	0	0	
	RLE.	0	392	0.0	0	0	0	0	0	0	0	0	0	0	
	Oth.	23	392	5.9	0	0	2	1	0	0	0	20	0	0	
EL PASO Totals:															
	Susp.	10715	101281	10.6	245	114	265	359	64	57	20	1331	940	110	
	Expl.	424	101281	0.4	143	4	0	12	58	4	5	52	65	13	
	RLE.	425	101281	0.4	79	20	3	36	47	9	1	9	33	14	
	Oth.	928	101281	0.9	146	11	150	8	4	1	13	268	93	74	




01/19/2007
11:15

Colorado Department of Education
Safety & Discipline Indicators (SDI)
2004-2005 Suspensions and Expulsions Report
Incident Rate and Reasons by School Type

Page: 46
File: sdi

Cnty/Dist/Sch	Type	Students Dscplned	EOY Stu Ct	% Rate	Drug Violations	Alcohol Violations	Tobacco Violations	Assaults/ Fights	Dangerous Weapons	Robbery	Other Felony	Disobey/ Defiant	Detrement Behavior	Destroy Property	Re Inte
FREMONT															
1140 CANON CITY RE-1															
Elementary	Susp.	34	2247	1.5	0	0	4	2	5	2	0	7	9	1	
	Expl.	1	2247	0.0	0	0	0	0	1	0	0	0	0	0	
	RLE.	5	2247	0.2	0	0	0	0	0	2	0	0	3	0	
	Oth.	0	2247	0.0	0	0	0	0	0	0	0	0	0	0	
Jr./Middle	Susp.	30	657	4.6	1	3	8	0	2	0	0	16	0	0	
	Expl.	3	657	0.5	3	0	0	0	0	0	0	0	0	0	
	RLE.	0	657	0.0	0	0	0	0	0	0	0	0	0	0	
	Oth.	0	657	0.0	0	0	0	0	0	0	0	0	0	0	
Senior	Susp.	105	1262	8.3	3	2	4	0	4	0	2	21	0	0	
	Expl.	12	1262	1.0	5	0	0	0	5	0	2	0	0	0	
	RLE.	0	1262	0.0	0	0	0	0	0	0	0	0	0	0	
	Oth.	102	1262	8.1	0	0	22	0	0	0	0	60	0	0	
1140 District Totals:															
	Susp.	169	4166	4.1	4	5	16	2	11	2	2	44	9	1	
	Expl.	16	4166	0.4	8	0	0	0	6	0	2	0	0	0	
	RLE.	5	4166	0.1	0	0	0	0	0	2	0	0	3	0	
	Oth.	102	4166	2.4	0	0	22	0	0	0	0	60	0	0	
1150 FLORENCE RE-2															
Elementary	Susp.	4	748	0.5	0	0	0	0	2	0	0	0	2	0	
	Expl.	0	748	0.0	0	0	0	0	0	0	0	0	0	0	
	RLE.	1	748	0.1	0	0	0	0	0	0	0	0	1	0	
	Oth.	0	748	0.0	0	0	0	0	0	0	0	0	0	0	
Jr./Middle	Susp.	75	581	12.9	10	0	3	5	2	0	0	1	38	0	
	Expl.	0	581	0.0	0	0	0	0	0	0	0	0	0	0	
	RLE.	18	581	3.1	9	0	0	0	0	0	0	0	9	0	
	Oth.	0	581	0.0	0	0	0	0	0	0	0	0	0	0	
Senior	Susp.	25	553	4.5	2	1	18	0	2	0	0	2	0		



sdisuspexpl.lis

1/19/2007

Expl.	0	553	0.0	0	0	0	0	0	0	0	0	0	0	0
RLE.	6	553	1.1	2	1	0	0	2	0	0	0	1	0	0
Oth.	0	553	0.0	0	0	0	0	0	0	0	0	0	0	0

1150 District Totals:

Susp.	104	1882	5.5	12	1	21	5	6	0	0	1	42	0	0
Expl.	0	1882	0.0	0	0	0	0	0	0	0	0	0	0	0
RLE.	25	1882	1.3	11	1	0	0	2	0	0	0	11	0	0
Oth.	0	1882	0.0	0	0	0	0	0	0	0	0	0	0	0




01/19/2007
11:15

Colorado Department of Education
Safety & Discipline Indicators (SDI)
2004-2005 Suspensions and Expulsions Report
Incident Rate and Reasons by School Type

Page: 47
File: sdi

Cnty/Dist/Sch	Type	Students Dscplned	EOY Stu Ct	% Rate	Drug Violations	Alcohol Violations	Tobacco Violations	Assaults/ Fights	Dangerous Weapons	Robbery	Other Felony	Disobey/ Defiant	Detrement Behavior	Destroy Property	Re Inte
FREMONT															
1160 COTOPAXI RE-3															
Elementary	Susp.	5	136	3.7	2	0	3	0	0	0	0	0	0	0	0
	Expl.	2	136	1.5	0	0	0	0	2	0	0	0	0	0	0
	RLE.	0	136	0.0	0	0	0	0	0	0	0	0	0	0	0
	Oth.	0	136	0.0	0	0	0	0	0	0	0	0	0	0	0
Jr./Middle	Susp.	0	0	0.0	0	0	0	0	0	0	0	0	0	0	0
	Expl.	0	0	0.0	0	0	0	0	0	0	0	0	0	0	0
	RLE.	0	0	0.0	0	0	0	0	0	0	0	0	0	0	0
	Oth.	0	0	0.0	0	0	0	0	0	0	0	0	0	0	0
Senior	Susp.	12	212	5.7	0	0	2	2	0	0	0	0	7	1	0
	Expl.	7	212	3.3	4	0	0	0	2	0	0	0	1	0	0
	RLE.	4	212	1.9	3	0	0	0	0	0	0	0	1	0	0
	Oth.	2	212	0.9	0	0	0	2	0	0	0	0	0	0	0
1160 District Totals:															
	Susp.	17	348	4.9	2	0	5	2	0	0	0	0	7	1	0
	Expl.	9	348	2.6	4	0	0	0	4	0	0	0	1	0	0
	RLE.	4	348	1.1	3	0	0	0	0	0	0	0	1	0	0
	Oth.	2	348	0.6	0	0	0	2	0	0	0	0	0	0	0
FREMONT Totals:															
	Susp.	290	6396	4.5	18	6	42	9	17	2	2	45	58	2	0
	Expl.	25	6396	0.4	12	0	0	0	10	0	2	0	1	0	0
	RLE.	34	6396	0.5	14	1	0	0	2	2	0	0	15	0	0
	Oth.	104	6396	1.6	0	0	22	2	0	0	0	60	0	0	0




01/19/2007
11:15

Colorado Department of Education
Safety & Discipline Indicators (SDI)
2004-2005 Suspensions and Expulsions Report
Incident Rate and Reasons by School Type

Page: 48
File: sdi

Cnty/Dist/Sch	Type	Students Dscplned	EOY Stu Ct	% Rate	Drug Violations	Alcohol Violations	Tobacco Violations	Assaults/ Fights	Dangerous Weapons	Robbery	Other Felony	Disobey/ Defiant	Detrement Behavior	Destroy Property	Re Inte
GARFIELD															
1180 ROARING FORK RE-1															
Elementary	Susp.	40	2260	1.8	0	0	1	15	1	0	0	3	14	2	
	Expl.	0	2260	0.0	0	0	0	0	0	0	0	0	0	0	
	RLE.	5	2260	0.2	0	0	0	5	0	0	0	0	0	0	
	Oth.	73	2260	3.2	0	0	0	5	0	0	0	10	13	1	
Jr./Middle	Susp.	253	1232	20.5	0	0	0	45	0	0	0	31	61	15	
	Expl.	5	1232	0.4	0	0	0	0	0	0	0	0	3	0	
	RLE.	24	1232	1.9	0	0	0	1	0	0	0	0	7	0	
	Oth.	0	1232	0.0	0	0	0	0	0	0	0	0	0	0	
Senior	Susp.	63	1269	5.0	6	2	0	2	0	0	1	26	15	0	
	Expl.	5	1269	0.4	0	3	0	0	0	0	0	0	1	1	
	RLE.	14	1269	1.1	6	1	0	6	0	0	1	0	1	1	
	Oth.	3	1269	0.2	0	0	3	0	0	0	0	0	0	0	
1180 District Totals:															
	Susp.	356	4761	7.5	6	2	1	62	1	0	1	60	90	17	
	Expl.	10	4761	0.2	0	3	0	0	0	0	0	0	4	1	
	RLE.	43	4761	0.9	6	1	0	6	0	0	1	0	8	1	
	Oth.	76	4761	1.6	0	0	3	5	0	0	0	10	13	1	
1195 GARFIELD RE-2															
Elementary	Susp.	85	1783	4.8	0	0	0	2	2	2	0	38	13	0	
	Expl.	0	1783	0.0	0	0	0	0	0	0	0	0	0	0	
	RLE.	0	1783	0.0	0	0	0	0	0	0	0	0	0	0	
	Oth.	0	1783	0.0	0	0	0	0	0	0	0	0	0	0	
Jr./Middle	Susp.	400	1188	33.7	9	1	7	11	5	1	0	84	59	9	
	Expl.	10	1188	0.8	1	1	0	0	2	0	0	0	5	1	
	RLE.	15	1188	1.3	6	2	0	4	1	0	0	1	0	1	
	Oth.	3	1188	0.3	0	0	0	0	0	0	0	0	3	0	
Senior	Susp.	42	823	5.1	5	4	3	7	0	0	0	12	0	2	



sdisuspexpl.lis

1/19/2007

Expl.	8	823	1.0	1	1	0	1	2	1	1	1	0	0
RLE.	27	823	3.3	6	5	0	12	2	1	1	0	0	0
Oth.	152	823	18.5	0	0	28	0	0	0	0	106	0	4

1195 District Totals:

Susp.	527	3794	13.9	14	5	10	20	7	3	0	134	72	11
Expl.	18	3794	0.5	2	2	0	1	4	1	1	1	5	1
RLE.	42	3794	1.1	12	7	0	16	4	1	1	1	0	1
Oth.	155	3794	4.1	0	0	28	0	0	0	0	106	3	4




01/19/2007
11:15

Colorado Department of Education
Safety & Discipline Indicators (SDI)
2004-2005 Suspensions and Expulsions Report
Incident Rate and Reasons by School Type

Page: 49
File: sdi

Cnty/Dist/Sch	Type	Students Dscplned	EOY Stu Ct	% Rate	Drug Violations	Alcohol Violations	Tobacco Violations	Assaults/ Fights	Dangerous Weapons	Robbery	Other Felony	Disobey/ Defiant	Detrement Behavior	Destroy Property	Re Inte
GARFIELD															
1220 GARFIELD 16															
Elementary	Susp.	109	604	18.0	0	0	0	0	2	0	0	1	2	3	
	Expl.	0	604	0.0	0	0	0	0	0	0	0	0	0	0	
	RLE.	0	604	0.0	0	0	0	0	0	0	0	0	0	0	
	Oth.	0	604	0.0	0	0	0	0	0	0	0	0	0	0	
Jr./Middle	Susp.	57	188	30.3	0	0	1	0	0	0	0	3	49	0	
	Expl.	2	188	1.1	0	0	0	0	0	0	0	0	0	1	
	RLE.	2	188	1.1	0	0	0	0	0	0	0	0	0	1	
	Oth.	1	188	0.5	0	0	0	0	0	0	0	0	0	0	
Senior	Susp.	122	195	62.6	2	0	8	0	0	0	0	10	7	1	
	Expl.	0	195	0.0	0	0	0	0	0	0	0	0	0	0	
	RLE.	0	195	0.0	0	0	0	0	0	0	0	0	0	0	
	Oth.	0	195	0.0	0	0	0	0	0	0	0	0	0	0	
1220 District Totals:															
	Susp.	288	987	29.2	2	0	9	0	2	0	0	14	58	4	
	Expl.	2	987	0.2	0	0	0	0	0	0	0	0	0	1	
	RLE.	2	987	0.2	0	0	0	0	0	0	0	0	0	1	
	Oth.	1	987	0.1	0	0	0	0	0	0	0	0	0	0	
GARFIELD Totals:															
	Susp.	1171	9542	12.3	22	7	20	82	10	3	1	208	220	32	
	Expl.	30	9542	0.3	2	5	0	1	4	1	1	1	9	3	
	RLE.	87	9542	0.9	18	8	0	22	3	1	2	1	8	3	
	Oth.	232	9542	2.4	0	0	31	5	0	0	0	116	16	5	




01/19/2007
11:15

Colorado Department of Education
Safety & Discipline Indicators (SDI)
2004-2005 Suspensions and Expulsions Report
Incident Rate and Reasons by School Type

Page: 50
File: sdi

Cnty/Dist/Sch	Type	Students Dscplned	EOY Stu Ct	% Rate	Drug Violations	Alcohol Violations	Tobacco Violations	Assaults/ Fights	Dangerous Weapons	Robbery	Other Felony	Disobey/ Defiant	Detrement Behavior	Destroy Property	Re Inte
GILPIN															
1330 GILPIN COUNTY RE-1															
Elementary	Susp.	14	192	7.3	0	0	0	4	0	0	0	4	6	0	
	Expl.	1	192	0.5	0	0	0	0	1	0	0	0	0	0	
	RLE.	1	192	0.5	0	0	0	0	1	0	0	0	0	0	
	Oth.	0	192	0.0	0	0	0	0	0	0	0	0	0	0	
Jr./Middle	Susp.	0	0	0.0	0	0	0	0	0	0	0	0	0	0	
	Expl.	0	0	0.0	0	0	0	0	0	0	0	0	0	0	
	RLE.	0	0	0.0	0	0	0	0	0	0	0	0	0	0	
	Oth.	0	0	0.0	0	0	0	0	0	0	0	0	0	0	
Senior	Susp.	40	173	23.1	0	0	0	6	0	0	0	28	1	3	
	Expl.	1	173	0.6	0	0	0	0	0	0	0	0	0	0	
	RLE.	0	173	0.0	0	0	0	0	0	0	0	0	0	0	
	Oth.	0	173	0.0	0	0	0	0	0	0	0	0	0	0	
1330 District Totals:															
	Susp.	54	365	14.8	0	0	1	10	0	0	0	32	7	3	
	Expl.	2	365	0.5	0	0	0	0	1	0	0	0	0	0	
	RLE.	1	365	0.3	0	0	0	0	1	0	0	0	0	0	
	Oth.	0	365	0.0	0	0	0	0	0	0	0	0	0	0	
GILPIN Totals:															
	Susp.	54	365	14.8	0	0	1	10	0	0	0	32	7	3	
	Expl.	2	365	0.5	0	0	0	0	1	0	0	0	0	0	
	RLE.	1	365	0.3	0	0	0	0	1	0	0	0	0	0	
	Oth.	0	365	0.0	0	0	0	0	0	0	0	0	0	0	




01/19/2007
11:15

Colorado Department of Education
Safety & Discipline Indicators (SDI)
2004-2005 Suspensions and Expulsions Report
Incident Rate and Reasons by School Type

Page: 51
File: sdi

Cnty/Dist/Sch	Type	Students Dscplned	EOY Stu Ct	% Rate	Drug Violations	Alcohol Violations	Tobacco Violations	Assaults/ Fights	Dangerous Weapons	Robbery	Other Felony	Disobey/ Defiant	Detrement Behavior	Destroy Property	Re Inte
GRAND															
1340 WEST GRAND 1-JT.															
Elementary	Susp.	6	226	2.7	0	0	0	0	0	0	0	2	0	0	
	Expl.	0	226	0.0	0	0	0	0	0	0	0	0	0	0	
	RLE.	0	226	0.0	0	0	0	0	0	0	0	0	0	0	
	Oth.	0	226	0.0	0	0	0	0	0	0	0	0	0	0	
Jr./Middle	Susp.	17	132	12.9	0	0	1	0	0	0	0	6	7	0	
	Expl.	0	132	0.0	0	0	0	0	0	0	0	0	0	0	
	RLE.	0	132	0.0	0	0	0	0	0	0	0	0	0	0	
	Oth.	0	132	0.0	0	0	0	0	0	0	0	0	0	0	
Senior	Susp.	28	148	18.9	0	0	4	1	0	0	0	10	0	0	
	Expl.	0	148	0.0	0	0	0	0	0	0	0	0	0	0	
	RLE.	1	148	0.7	0	0	0	1	0	0	0	0	0	0	
	Oth.	26	148	17.6	0	0	0	0	0	0	0	26	0	0	
1340 District Totals:															
	Susp.	51	506	10.1	0	0	5	1	0	0	0	18	7	0	
	Expl.	0	506	0.0	0	0	0	0	0	0	0	0	0	0	
	RLE.	1	506	0.2	0	0	0	1	0	0	0	0	0	0	
	Oth.	26	506	5.1	0	0	0	0	0	0	0	26	0	0	
1350 EAST GRAND 2															
Elementary	Susp.	8	587	1.4	0	0	3	2	0	0	0	2	0	1	
	Expl.	0	587	0.0	0	0	0	0	0	0	0	0	0	0	
	RLE.	0	587	0.0	0	0	0	0	0	0	0	0	0	0	
	Oth.	0	587	0.0	0	0	0	0	0	0	0	0	0	0	
Jr./Middle	Susp.	128	318	40.3	1	0	0	1	0	0	0	96	12	2	
	Expl.	0	318	0.0	0	0	0	0	0	0	0	0	0	0	
	RLE.	3	318	0.9	1	0	0	1	0	0	0	0	1	0	
	Oth.	62	318	19.5	0	0	0	0	0	0	0	52	5	0	
Senior	Susp.	139	382	36.4	4	1	6	5	0	0	21	2	3		



sdisuspexpl.lis

1/19/2007

Expl.	0	382	0.0	0	0	0	0	0	0	0	0	0	0
RLE.	0	382	0.0	0	0	0	0	0	0	0	0	0	0
Oth.	35	382	9.2	0	0	0	0	0	0	0	33	0	2

1350 District Totals:

Susp.	275	1287	21.4	5	1	9	8	0	0	0	119	14	6
Expl.	0	1287	0.0	0	0	0	0	0	0	0	0	0	0
RLE.	3	1287	0.2	1	0	0	1	0	0	0	0	1	0
Oth.	97	1287	7.5	0	0	0	0	0	0	0	85	5	2



01/19/2007
11:15

Colorado Department of Education
Safety & Discipline Indicators (SDI)
2004-2005 Suspensions and Expulsions Report
Incident Rate and Reasons by School Type

Page: 52
File: sdi

Cnty/Dist/Sch	Type	Students Dscplned	EOY Stu Ct	% Rate	Drug Violations	Alcohol Violations	Tobacco Violations	Assaults/ Fights	Dangerous Weapons	Robbery	Other Felony	Disobey/ Defiant	Detrement Behavior	Destroy Property	Re Inte
GRAND															
GRAND Totals:															
	Susp.	326	1793	18.2	5	1	14	9	0	0	0	137	21	6	
	Expl.	0	1793	0.0	0	0	0	0	0	0	0	0	0	0	
	RLE.	4	1793	0.2	1	0	0	2	0	0	0	0	1	0	
	Oth.	123	1793	6.9	0	0	0	0	0	0	0	111	5	2	




01/19/2007
11:15

Colorado Department of Education
Safety & Discipline Indicators (SDI)
2004-2005 Suspensions and Expulsions Report
Incident Rate and Reasons by School Type

Page: 53
File: sdi

Cnty/Dist/Sch	Type	Students Dscplned	EOY Stu Ct	% Rate	Drug Violations	Alcohol Violations	Tobacco Violations	Assaults/ Fights	Dangerous Weapons	Robbery	Other Felony	Disobey/ Defiant	Detrement Behavior	Destroy Property	Re Inte
GUNNISON															
1360 GUNNISON WATERSHED RE1J															
Elementary	Susp.	10	584	1.7	0	0	0	4	0	0	0	2	4	0	
	Expl.	0	584	0.0	0	0	0	0	0	0	0	0	0	0	
	RLE.	0	584	0.0	0	0	0	0	0	0	0	0	0	0	
	Oth.	4	584	0.7	0	0	0	0	0	0	0	0	3	1	
Jr./Middle	Susp.	11	299	3.7	0	0	2	8	1	0	0	0	0	0	
	Expl.	0	299	0.0	0	0	0	0	0	0	0	0	0	0	
	RLE.	0	299	0.0	0	0	0	0	0	0	0	0	0	0	
	Oth.	0	299	0.0	0	0	0	0	0	0	0	0	0	0	
Senior	Susp.	58	710	8.2	3	1	1	18	1	0	0	13	19	0	
	Expl.	1	710	0.1	0	0	0	0	1	0	0	0	0	0	
	RLE.	0	710	0.0	0	0	0	0	0	0	0	0	0	0	
	Oth.	2	710	0.3	0	0	0	0	0	0	0	0	0	0	
1360 District Totals:															
	Susp.	79	1593	5.0	3	1	3	30	2	0	0	15	23	0	
	Expl.	1	1593	0.1	0	0	0	0	1	0	0	0	0	0	
	RLE.	0	1593	0.0	0	0	0	0	0	0	0	0	0	0	
	Oth.	6	1593	0.4	0	0	0	0	0	0	0	0	3	1	
GUNNISON Totals:															
	Susp.	79	1593	5.0	3	1	3	30	2	0	0	15	23	0	
	Expl.	1	1593	0.1	0	0	0	0	1	0	0	0	0	0	
	RLE.	0	1593	0.0	0	0	0	0	0	0	0	0	0	0	
	Oth.	6	1593	0.4	0	0	0	0	0	0	0	0	3	1	




01/19/2007
11:15

Colorado Department of Education
Safety & Discipline Indicators (SDI)
2004-2005 Suspensions and Expulsions Report
Incident Rate and Reasons by School Type

Page: 54
File: sdi

Cnty/Dist/Sch	Type	Students Dscplned	EOY Stu Ct	% Rate	Drug Violations	Alcohol Violations	Tobacco Violations	Assaults/ Fights	Dangerous Weapons	Robbery	Other Felony	Disobey/ Defiant	Detrement Behavior	Destroy Property	Re Inte
HINSDALE															
1380 HINSDALE COUNTY RE 1															
Elementary	Susp.	0	0	0.0	0	0	0	0	0	0	0	0	0	0	0
	Expl.	0	0	0.0	0	0	0	0	0	0	0	0	0	0	0
	RLE.	0	0	0.0	0	0	0	0	0	0	0	0	0	0	0
	Oth.	0	0	0.0	0	0	0	0	0	0	0	0	0	0	0
Jr./Middle	Susp.	0	0	0.0	0	0	0	0	0	0	0	0	0	0	0
	Expl.	0	0	0.0	0	0	0	0	0	0	0	0	0	0	0
	RLE.	0	0	0.0	0	0	0	0	0	0	0	0	0	0	0
	Oth.	0	0	0.0	0	0	0	0	0	0	0	0	0	0	0
Senior	Susp.	0	83	0.0	0	0	0	0	0	0	0	0	0	0	0
	Expl.	0	83	0.0	0	0	0	0	0	0	0	0	0	0	0
	RLE.	0	83	0.0	0	0	0	0	0	0	0	0	0	0	0
	Oth.	0	83	0.0	0	0	0	0	0	0	0	0	0	0	0
1380 District Totals:															
	Susp.	0	83	0.0	0	0	0	0	0	0	0	0	0	0	0
	Expl.	0	83	0.0	0	0	0	0	0	0	0	0	0	0	0
	RLE.	0	83	0.0	0	0	0	0	0	0	0	0	0	0	0
	Oth.	0	83	0.0	0	0	0	0	0	0	0	0	0	0	0
HINSDALE Totals:															
	Susp.	0	83	0.0	0	0	0	0	0	0	0	0	0	0	0
	Expl.	0	83	0.0	0	0	0	0	0	0	0	0	0	0	0
	RLE.	0	83	0.0	0	0	0	0	0	0	0	0	0	0	0
	Oth.	0	83	0.0	0	0	0	0	0	0	0	0	0	0	0




01/19/2007
11:15

Colorado Department of Education
Safety & Discipline Indicators (SDI)
2004-2005 Suspensions and Expulsions Report
Incident Rate and Reasons by School Type

Page: 55
File: sdi

Cnty/Dist/Sch	Type	Students Dscplned	EOY Stu Ct	% Rate	Drug Violations	Alcohol Violations	Tobacco Violations	Assaults/ Fights	Dangerous Weapons	Robbery	Other Felony	Disobey/ Defiant	Detrement Behavior	Destroy Property	Re Inte
HUERFANO															
1390 HUERFANO RE-1															
Elementary	Susp.	15	87	17.2	0	0	0	4	0	0	0	11	0	0	
	Expl.	0	87	0.0	0	0	0	0	0	0	0	0	0	0	
	RLE.	0	87	0.0	0	0	0	0	0	0	0	0	0	0	
	Oth.	0	87	0.0	0	0	0	0	0	0	0	0	0	0	
Jr./Middle	Susp.	0	0	0.0	0	0	0	0	0	0	0	0	0	0	
	Expl.	0	0	0.0	0	0	0	0	0	0	0	0	0	0	
	RLE.	0	0	0.0	0	0	0	0	0	0	0	0	0	0	
	Oth.	0	0	0.0	0	0	0	0	0	0	0	0	0	0	
Senior	Susp.	124	232	53.4	3	3	4	9	0	0	0	70	8	0	
	Expl.	5	232	2.2	0	1	0	0	2	0	0	0	2	0	
	RLE.	8	232	3.4	3	0	0	3	0	0	0	2	0	0	
	Oth.	0	232	0.0	0	0	0	0	0	0	0	0	0	0	
1390 District Totals:															
	Susp.	139	319	43.6	3	3	4	13	0	0	0	81	8	0	
	Expl.	5	319	1.6	0	1	0	0	2	0	0	0	2	0	
	RLE.	8	319	2.5	3	0	0	3	0	0	0	2	0	0	
	Oth.	0	319	0.0	0	0	0	0	0	0	0	0	0	0	
1400 LA VETA RE-2															
Elementary	Susp.	1	145	0.7	0	0	0	0	0	0	0	0	1	0	
	Expl.	0	145	0.0	0	0	0	0	0	0	0	0	0	0	
	RLE.	0	145	0.0	0	0	0	0	0	0	0	0	0	0	
	Oth.	0	145	0.0	0	0	0	0	0	0	0	0	0	0	
Jr./Middle	Susp.	0	0	0.0	0	0	0	0	0	0	0	0	0	0	
	Expl.	0	0	0.0	0	0	0	0	0	0	0	0	0	0	
	RLE.	0	0	0.0	0	0	0	0	0	0	0	0	0	0	
	Oth.	0	0	0.0	0	0	0	0	0	0	0	0	0	0	
Senior	Susp.	10	107	9.3	0	0	3	4	0	0	0	2	1		



sdisuspexpl.lis

1/19/2007

Expl.	0	107	0.0	0	0	0	0	0	0	0	0	0	0	0
RLE.	0	107	0.0	0	0	0	0	0	0	0	0	0	0	0
Oth.	0	107	0.0	0	0	0	0	0	0	0	0	0	0	0

1400 District Totals:

Susp.	11	252	4.4	0	0	3	4	0	0	0	0	3	1
Expl.	0	252	0.0	0	0	0	0	0	0	0	0	0	0
RLE.	0	252	0.0	0	0	0	0	0	0	0	0	0	0
Oth.	0	252	0.0	0	0	0	0	0	0	0	0	0	0



01/19/2007
11:15

Colorado Department of Education
Safety & Discipline Indicators (SDI)
2004-2005 Suspensions and Expulsions Report
Incident Rate and Reasons by School Type

Page: 56
File: sdi

Cnty/Dist/Sch	Type	Students Dscplned	EOY Stu Ct	% Rate	Drug Violations	Alcohol Violations	Tobacco Violations	Assaults/ Fights	Dangerous Weapons	Robbery	Other Felony	Disobey/ Defiant	Detrement Behavior	Destroy Property	Re Inte
HUERFANO															

HUERFANO Totals:

Susp.	150	571	26.3	3	3	7	17	0	0	0	81	11	1
Expl.	5	571	0.9	0	1	0	0	2	0	0	0	2	0
RLE.	8	571	1.4	3	0	0	3	0	0	0	2	0	0
Oth.	0	571	0.0	0	0	0	0	0	0	0	0	0	0




01/19/2007
11:15

Colorado Department of Education
Safety & Discipline Indicators (SDI)
2004-2005 Suspensions and Expulsions Report
Incident Rate and Reasons by School Type

Page: 57
File: sdi

Cnty/Dist/Sch	Type	Students Dscplned	EOY Stu Ct	% Rate	Drug Violations	Alcohol Violations	Tobacco Violations	Assaults/ Fights	Dangerous Weapons	Robbery	Other Felony	Disobey/ Defiant	Detrement Behavior	Destroy Property	Re Inte
JACKSON															
1410 NORTH PARK R-1															
Elementary	Susp.	14	152	9.2	0	0	0	0	0	0	0	1	13	0	
	Expl.	0	152	0.0	0	0	0	0	0	0	0	0	0	0	
	RLE.	0	152	0.0	0	0	0	0	0	0	0	0	0	0	
	Oth.	0	152	0.0	0	0	0	0	0	0	0	0	0	0	
Jr./Middle	Susp.	0	0	0.0	0	0	0	0	0	0	0	0	0	0	
	Expl.	0	0	0.0	0	0	0	0	0	0	0	0	0	0	
	RLE.	0	0	0.0	0	0	0	0	0	0	0	0	0	0	
	Oth.	0	0	0.0	0	0	0	0	0	0	0	0	0	0	
Senior	Susp.	12	136	8.8	0	1	0	0	0	2	0	3	2	1	
	Expl.	0	136	0.0	0	0	0	0	0	0	0	0	0	0	
	RLE.	3	136	2.2	0	1	0	0	0	2	0	0	0	0	
	Oth.	0	136	0.0	0	0	0	0	0	0	0	0	0	0	
1410 District Totals:															
	Susp.	26	288	9.0	0	1	3	0	0	2	0	4	15	1	
	Expl.	0	288	0.0	0	0	0	0	0	0	0	0	0	0	
	RLE.	3	288	1.0	0	1	0	0	0	2	0	0	0	0	
	Oth.	0	288	0.0	0	0	0	0	0	0	0	0	0	0	
JACKSON Totals:															
	Susp.	26	288	9.0	0	1	3	0	0	2	0	4	15	1	
	Expl.	0	288	0.0	0	0	0	0	0	0	0	0	0	0	
	RLE.	3	288	1.0	0	1	0	0	0	2	0	0	0	0	
	Oth.	0	288	0.0	0	0	0	0	0	0	0	0	0	0	




01/19/2007
11:15

Colorado Department of Education
Safety & Discipline Indicators (SDI)
2004-2005 Suspensions and Expulsions Report
Incident Rate and Reasons by School Type

Page: 58
File: sdi

Cnty/Dist/Sch	Type	Students Dscplned	EOY Stu Ct	% Rate	Drug Violations	Alcohol Violations	Tobacco Violations	Assaults/ Fights	Dangerous Weapons	Robbery	Other Felony	Disobey/ Defiant	Detrement Behavior	Destroy Property	Re Inte
JEFFERSON															
1420 JEFFERSON COUNTY R-1															
Elementary	Susp.	1821	44059	4.1	10	2	4	0	0	0	0	145	892	23	
	Expl.	17	44059	0.0	3	0	0	0	8	0	0	0	1	0	
	RLE.	43	44059	0.1	13	0	0	0	8	0	0	1	0	2	
	Oth.	0	44059	0.0	0	0	0	0	0	0	0	0	0	0	
Jr./Middle	Susp.	4357	16060	27.1	85	30	41	0	0	0	0	753	1309	57	
	Expl.	69	16060	0.4	21	0	0	0	6	0	0	3	9	2	
	RLE.	723	16060	4.5	106	24	3	0	6	0	0	5	97	20	
	Oth.	0	16060	0.0	0	0	0	0	0	0	0	0	0	0	
Senior	Susp.	5204	28991	18.0	288	171	96	0	3	0	0	1036	632	54	
	Expl.	184	28991	0.6	91	1	0	0	35	1	0	2	13	1	
	RLE.	1223	28991	4.2	379	121	8	0	38	1	0	13	84	13	
	Oth.	0	28991	0.0	0	0	0	0	0	0	0	0	0	0	
1420 District Totals:															
	Susp.	11382	89110	12.8	383	203	141	0	3	0	0	1934	2833	134	
	Expl.	270	89110	0.3	115	1	0	0	49	1	0	5	23	3	
	RLE.	1989	89110	2.2	498	145	11	0	52	1	0	19	181	35	
	Oth.	0	89110	0.0	0	0	0	0	0	0	0	0	0	0	
JEFFERSON Totals:															
	Susp.	11382	89110	12.8	383	203	141	0	3	0	0	1934	2833	134	
	Expl.	270	89110	0.3	115	1	0	0	49	1	0	5	23	3	
	RLE.	1989	89110	2.2	498	145	11	0	52	1	0	19	181	35	
	Oth.	0	89110	0.0	0	0	0	0	0	0	0	0	0	0	




01/19/2007
11:15

Colorado Department of Education
Safety & Discipline Indicators (SDI)
2004-2005 Suspensions and Expulsions Report
Incident Rate and Reasons by School Type

Page: 59
File: sdi

Cnty/Dist/Sch	Type	Students Dscplned	EOY Stu Ct	% Rate	Drug Violations	Alcohol Violations	Tobacco Violations	Assaults/ Fights	Dangerous Weapons	Robbery	Other Felony	Disobey/ Defiant	Detrement Behavior	Destroy Property	Re Inte
KIOWA															
1430 EADS RE-1															
Elementary	Susp.	10	99	10.1	0	0	0	0	0	0	0	9	1	0	
	Expl.	0	99	0.0	0	0	0	0	0	0	0	0	0	0	
	RLE.	0	99	0.0	0	0	0	0	0	0	0	0	0	0	
	Oth.	0	99	0.0	0	0	0	0	0	0	0	0	0	0	
Jr./Middle	Susp.	5	52	9.6	0	0	0	0	0	0	0	5	0	0	
	Expl.	0	52	0.0	0	0	0	0	0	0	0	0	0	0	
	RLE.	0	52	0.0	0	0	0	0	0	0	0	0	0	0	
	Oth.	0	52	0.0	0	0	0	0	0	0	0	0	0	0	
Senior	Susp.	24	55	43.6	0	0	0	0	0	0	0	9	0	0	
	Expl.	0	55	0.0	0	0	0	0	0	0	0	0	0	0	
	RLE.	0	55	0.0	0	0	0	0	0	0	0	0	0	0	
	Oth.	0	55	0.0	0	0	0	0	0	0	0	0	0	0	
1430 District Totals:															
	Susp.	39	206	18.9	0	0	0	0	0	0	0	23	1	0	
	Expl.	0	206	0.0	0	0	0	0	0	0	0	0	0	0	
	RLE.	0	206	0.0	0	0	0	0	0	0	0	0	0	0	
	Oth.	0	206	0.0	0	0	0	0	0	0	0	0	0	0	
1440 PLAINVIEW RE-2															
Elementary	Susp.	2	35	5.7	0	0	0	0	0	0	0	2	0	0	
	Expl.	0	35	0.0	0	0	0	0	0	0	0	0	0	0	
	RLE.	0	35	0.0	0	0	0	0	0	0	0	0	0	0	
	Oth.	0	35	0.0	0	0	0	0	0	0	0	0	0	0	
Jr./Middle	Susp.	0	0	0.0	0	0	0	0	0	0	0	0	0	0	
	Expl.	0	0	0.0	0	0	0	0	0	0	0	0	0	0	
	RLE.	0	0	0.0	0	0	0	0	0	0	0	0	0	0	
	Oth.	0	0	0.0	0	0	0	0	0	0	0	0	0	0	
Senior	Susp.	5	21	23.8	0	0	0	0	0	0	5	0	0		



sdisuspexpl.lis

1/19/2007

Expl.	0	21	0.0	0	0	0	0	0	0	0	0	0	0	0
RLE.	0	21	0.0	0	0	0	0	0	0	0	0	0	0	0
Oth.	0	21	0.0	0	0	0	0	0	0	0	0	0	0	0

1440 District Totals:

Susp.	7	56	12.5	0	0	0	0	0	0	0	0	7	0	0
Expl.	0	56	0.0	0	0	0	0	0	0	0	0	0	0	0
RLE.	0	56	0.0	0	0	0	0	0	0	0	0	0	0	0
Oth.	0	56	0.0	0	0	0	0	0	0	0	0	0	0	0



01/19/2007
11:15

Colorado Department of Education
Safety & Discipline Indicators (SDI)
2004-2005 Suspensions and Expulsions Report
Incident Rate and Reasons by School Type

Page: 60
File: sdi

Cnty/Dist/Sch	Type	Students Dscplned	EOY Stu Ct	% Rate	Drug Violations	Alcohol Violations	Tobacco Violations	Assaults/ Fights	Dangerous Weapons	Robbery	Other Felony	Disobey/ Defiant	Detrement Behavior	Destroy Property	Re Inte
KIOWA															
KIOWA Totals:															
	Susp.	46	262	17.6	0	0	0	0	0	0	0	30	1	0	
	Expl.	0	262	0.0	0	0	0	0	0	0	0	0	0	0	
	RLE.	0	262	0.0	0	0	0	0	0	0	0	0	0	0	
	Oth.	0	262	0.0	0	0	0	0	0	0	0	0	0	0	




01/19/2007
11:15

Colorado Department of Education
Safety & Discipline Indicators (SDI)
2004-2005 Suspensions and Expulsions Report
Incident Rate and Reasons by School Type

Page: 61
File: sdi

Cnty/Dist/Sch	Type	Students Dscplned	EOY Stu Ct	% Rate	Drug Violations	Alcohol Violations	Tobacco Violations	Assaults/ Fights	Dangerous Weapons	Robbery	Other Felony	Disobey/ Defiant	Detrement Behavior	Destroy Property	Re Inte
KIT CARSON															
1450 ARRIBA-FLAGLER C-20															
Elementary	Susp.	1	109	0.9	0	0	0	1	0	0	0	0	0	0	0
	Expl.	0	109	0.0	0	0	0	0	0	0	0	0	0	0	0
	RLE.	0	109	0.0	0	0	0	0	0	0	0	0	0	0	0
	Oth.	0	109	0.0	0	0	0	0	0	0	0	0	0	0	0
Jr./Middle	Susp.	6	62	9.7	0	0	0	3	1	0	0	1	1	0	0
	Expl.	0	62	0.0	0	0	0	0	0	0	0	0	0	0	0
	RLE.	0	62	0.0	0	0	0	0	0	0	0	0	0	0	0
	Oth.	0	62	0.0	0	0	0	0	0	0	0	0	0	0	0
Senior	Susp.	1	63	1.6	0	0	0	1	0	0	0	0	0	0	0
	Expl.	0	63	0.0	0	0	0	0	0	0	0	0	0	0	0
	RLE.	0	63	0.0	0	0	0	0	0	0	0	0	0	0	0
	Oth.	0	63	0.0	0	0	0	0	0	0	0	0	0	0	0
1450 District Totals:															
	Susp.	8	234	3.4	0	0	0	5	1	0	0	1	1	0	0
	Expl.	0	234	0.0	0	0	0	0	0	0	0	0	0	0	0
	RLE.	0	234	0.0	0	0	0	0	0	0	0	0	0	0	0
	Oth.	0	234	0.0	0	0	0	0	0	0	0	0	0	0	0
1460 HI-PLAINS R-23															
Elementary	Susp.	0	64	0.0	0	0	0	0	0	0	0	0	0	0	0
	Expl.	0	64	0.0	0	0	0	0	0	0	0	0	0	0	0
	RLE.	0	64	0.0	0	0	0	0	0	0	0	0	0	0	0
	Oth.	0	64	0.0	0	0	0	0	0	0	0	0	0	0	0
Jr./Middle	Susp.	0	0	0.0	0	0	0	0	0	0	0	0	0	0	0
	Expl.	0	0	0.0	0	0	0	0	0	0	0	0	0	0	0
	RLE.	0	0	0.0	0	0	0	0	0	0	0	0	0	0	0
	Oth.	0	0	0.0	0	0	0	0	0	0	0	0	0	0	0
Senior	Susp.	0	50	0.0	0	0	0	0	0	0	0	0	0	0	0



sdisuspexpl.lis

1/19/2007

Expl.	0	50	0.0	0	0	0	0	0	0	0	0	0	0
RLE.	0	50	0.0	0	0	0	0	0	0	0	0	0	0
Oth.	15	50	30.0	0	0	0	0	1	3	0	11	0	0

1460 District Totals:

Susp.	0	114	0.0	0	0	0	0	0	0	0	0	0	0
Expl.	0	114	0.0	0	0	0	0	0	0	0	0	0	0
RLE.	0	114	0.0	0	0	0	0	0	0	0	0	0	0
Oth.	15	114	13.2	0	0	0	0	1	3	0	11	0	0




01/19/2007
11:15

Colorado Department of Education
Safety & Discipline Indicators (SDI)
2004-2005 Suspensions and Expulsions Report
Incident Rate and Reasons by School Type

Page: 62
File: sdi

Cnty/Dist/Sch	Type	Students Dscplned	EOY Stu Ct	% Rate	Drug Violations	Alcohol Violations	Tobacco Violations	Assaults/ Fights	Dangerous Weapons	Robbery	Other Felony	Disobey/ Defiant	Detrement Behavior	Destroy Property	Re Inte
KIT CARSON															
1480 STRATTON R-4															
Elementary	Susp.	17	141	12.1	0	0	0	0	0	0	0	1	1	0	
	Expl.	0	141	0.0	0	0	0	0	0	0	0	0	0	0	
	RLE.	1	141	0.7	0	0	0	0	0	0	0	0	1	0	
	Oth.	0	141	0.0	0	0	0	0	0	0	0	0	0	0	
Jr./Middle	Susp.	16	46	34.8	0	0	1	0	0	0	0	4	2	0	
	Expl.	0	46	0.0	0	0	0	0	0	0	0	0	0	0	
	RLE.	1	46	2.2	0	0	0	0	0	0	0	0	0	0	
	Oth.	0	46	0.0	0	0	0	0	0	0	0	0	0	0	
Senior	Susp.	4	66	6.1	0	0	1	0	0	0	0	0	0	0	
	Expl.	2	66	3.0	1	0	0	0	0	0	0	0	0	0	
	RLE.	2	66	3.0	1	0	0	0	0	0	0	0	0	0	
	Oth.	0	66	0.0	0	0	0	0	0	0	0	0	0	0	
1480 District Totals:															
	Susp.	37	253	14.6	0	0	2	0	0	0	0	5	3	0	
	Expl.	2	253	0.8	1	0	0	0	0	0	0	0	0	0	
	RLE.	4	253	1.6	1	0	0	0	0	0	0	0	1	0	
	Oth.	0	253	0.0	0	0	0	0	0	0	0	0	0	0	
1490 BETHUNE R-5															
Elementary	Susp.	1	56	1.8	0	0	0	0	0	0	0	1	0	0	
	Expl.	0	56	0.0	0	0	0	0	0	0	0	0	0	0	
	RLE.	0	56	0.0	0	0	0	0	0	0	0	0	0	0	
	Oth.	0	56	0.0	0	0	0	0	0	0	0	0	0	0	
Jr./Middle	Susp.	0	0	0.0	0	0	0	0	0	0	0	0	0	0	
	Expl.	0	0	0.0	0	0	0	0	0	0	0	0	0	0	
	RLE.	0	0	0.0	0	0	0	0	0	0	0	0	0	0	
	Oth.	0	0	0.0	0	0	0	0	0	0	0	0	0	0	
Senior	Susp.	7	58	12.1	1	0	0	0	0	0	6	0	0		



sdisuspexpl.lis

1/19/2007

Expl.	0	58	0.0	0	0	0	0	0	0	0	0	0	0	0
RLE.	1	58	1.7	1	0	0	0	0	0	0	0	0	0	0
Oth.	0	58	0.0	0	0	0	0	0	0	0	0	0	0	0

1490 District Totals:

Susp.	8	114	7.0	1	0	0	0	0	0	0	0	7	0	0
Expl.	0	114	0.0	0	0	0	0	0	0	0	0	0	0	0
RLE.	1	114	0.9	1	0	0	0	0	0	0	0	0	0	0
Oth.	0	114	0.0	0	0	0	0	0	0	0	0	0	0	0




01/19/2007
11:15

Colorado Department of Education
Safety & Discipline Indicators (SDI)
2004-2005 Suspensions and Expulsions Report
Incident Rate and Reasons by School Type

Page: 63
File: sdi

Cnty/Dist/Sch	Type	Students Dscplned	EOY Stu Ct	% Rate	Drug Violations	Alcohol Violations	Tobacco Violations	Assaults/ Fights	Dangerous Weapons	Robbery	Other Felony	Disobey/ Defiant	Detrement Behavior	Destroy Property	Re Inte
KIT CARSON															
1500 BURLINGTON RE-6J															
Elementary	Susp.	56	333	16.8	0	0	0	5	1	0	0	43	5	0	
	Expl.	0	333	0.0	0	0	0	0	0	0	0	0	0	0	
	RLE.	0	333	0.0	0	0	0	0	0	0	0	0	0	0	
	Oth.	0	333	0.0	0	0	0	0	0	0	0	0	0	0	
Jr./Middle	Susp.	38	254	15.0	0	0	0	16	0	1	0	13	8	0	
	Expl.	0	254	0.0	0	0	0	0	0	0	0	0	0	0	
	RLE.	0	254	0.0	0	0	0	0	0	0	0	0	0	0	
	Oth.	0	254	0.0	0	0	0	0	0	0	0	0	0	0	
Senior	Susp.	70	201	34.8	3	0	0	2	0	2	0	32	8	0	
	Expl.	0	201	0.0	0	0	0	0	0	0	0	0	0	0	
	RLE.	0	201	0.0	0	0	0	0	0	0	0	0	0	0	
	Oth.	0	201	0.0	0	0	0	0	0	0	0	0	0	0	
1500 District Totals:															
	Susp.	164	788	20.8	3	0	2	23	1	3	0	88	21	0	
	Expl.	0	788	0.0	0	0	0	0	0	0	0	0	0	0	
	RLE.	0	788	0.0	0	0	0	0	0	0	0	0	0	0	
	Oth.	0	788	0.0	0	0	0	0	0	0	0	0	0	0	
KIT CARSON Totals:															
	Susp.	217	1503	14.4	4	0	4	28	2	3	0	101	25	0	
	Expl.	2	1503	0.1	1	0	0	0	0	0	0	0	0	0	
	RLE.	5	1503	0.3	2	0	0	0	0	0	0	0	1	0	
	Oth.	15	1503	1.0	0	0	0	0	1	3	0	11	0	0	




01/19/2007
11:15

Colorado Department of Education
Safety & Discipline Indicators (SDI)
2004-2005 Suspensions and Expulsions Report
Incident Rate and Reasons by School Type

Page: 64
File: sdi

Cnty/Dist/Sch	Type	Students Dscplned	EOY Stu Ct	% Rate	Drug Violations	Alcohol Violations	Tobacco Violations	Assaults/ Fights	Dangerous Weapons	Robbery	Other Felony	Disobey/ Defiant	Detrement Behavior	Destroy Property	Re Inte
LAKE															
1510 LAKE COUNTY R-1															
Elementary	Susp.	60	459	13.1	0	0	0	0	0	0	0	19	35	0	
	Expl.	0	459	0.0	0	0	0	0	0	0	0	0	0	0	
	RLE.	0	459	0.0	0	0	0	0	0	0	0	0	0	0	
	Oth.	197	459	42.9	0	0	0	0	0	0	0	39	158	0	
Jr./Middle	Susp.	453	380	119.2	1	0	3	0	0	0	0	126	187	3	
	Expl.	3	380	0.8	0	0	0	1	0	0	0	0	0	0	
	RLE.	6	380	1.6	1	0	0	1	0	0	0	1	2	0	
	Oth.	54	380	14.2	0	0	0	0	0	0	0	40	13	1	
Senior	Susp.	234	263	89.0	8	2	9	0	0	0	0	50	39	1	
	Expl.	0	263	0.0	0	0	0	0	0	0	0	0	0	0	
	RLE.	11	263	4.2	7	0	1	0	0	0	0	1	2	0	
	Oth.	230	263	87.5	0	0	0	0	0	0	0	219	10	1	
1510 District Totals:															
	Susp.	747	1102	67.8	9	2	12	0	0	0	0	195	261	4	
	Expl.	3	1102	0.3	0	0	0	1	0	0	0	0	0	0	
	RLE.	17	1102	1.5	8	0	1	1	0	0	0	2	4	0	
	Oth.	481	1102	43.6	0	0	0	0	0	0	0	298	181	2	
LAKE Totals:															
	Susp.	747	1102	67.8	9	2	12	0	0	0	0	195	261	4	
	Expl.	3	1102	0.3	0	0	0	1	0	0	0	0	0	0	
	RLE.	17	1102	1.5	8	0	1	1	0	0	0	2	4	0	
	Oth.	481	1102	43.6	0	0	0	0	0	0	0	298	181	2	




01/19/2007
11:15

Colorado Department of Education
Safety & Discipline Indicators (SDI)
2004-2005 Suspensions and Expulsions Report
Incident Rate and Reasons by School Type

Page: 65
File: sdi

Cnty/Dist/Sch	Type	Students Dscplned	EOY Stu Ct	% Rate	Drug Violations	Alcohol Violations	Tobacco Violations	Assaults/ Fights	Dangerous Weapons	Robbery	Other Felony	Disobey/ Defiant	Detrement Behavior	Destroy Property	Re Inte
LA PLATA															
1520 DURANGO 9-R															
Elementary	Susp.	74	1821	4.1	0	0	0	24	2	0	0	11	22	4	
	Expl.	0	1821	0.0	0	0	0	0	0	0	0	0	0	0	
	RLE.	3	1821	0.2	0	0	0	0	2	0	0	0	0	1	
	Oth.	57	1821	3.1	0	0	0	10	0	0	0	9	15	0	
Jr./Middle	Susp.	206	1065	19.3	9	2	3	4	0	0	0	33	106	4	
	Expl.	3	1065	0.3	0	1	0	0	0	0	0	0	1	0	
	RLE.	70	1065	6.6	9	3	0	3	1	0	0	20	3	2	
	Oth.	68	1065	6.4	0	0	1	0	1	0	0	3	54	2	
Senior	Susp.	198	1566	12.6	10	17	3	36	5	0	1	81	15	7	
	Expl.	9	1566	0.6	0	1	0	0	2	0	0	0	2	1	
	RLE.	13	1566	0.8	0	3	0	0	2	0	0	0	0	0	
	Oth.	86	1566	5.5	0	2	9	1	1	0	0	57	10	1	
1520 District Totals:															
	Susp.	478	4452	10.7	19	19	6	64	7	0	1	125	143	15	
	Expl.	12	4452	0.3	0	2	0	0	2	0	0	0	3	1	
	RLE.	86	4452	1.9	9	6	0	3	4	0	0	20	3	3	
	Oth.	211	4452	4.7	0	2	10	11	2	0	0	69	79	3	
1530 BAYFIELD 10 JT-R															
Elementary	Susp.	15	535	2.8	0	0	0	4	0	0	0	2	7	2	
	Expl.	0	535	0.0	0	0	0	0	0	0	0	0	0	0	
	RLE.	0	535	0.0	0	0	0	0	0	0	0	0	0	0	
	Oth.	0	535	0.0	0	0	0	0	0	0	0	0	0	0	
Jr./Middle	Susp.	132	370	35.7	2	0	3	12	0	0	0	27	62	6	
	Expl.	0	370	0.0	0	0	0	0	0	0	0	0	0	0	
	RLE.	5	370	1.4	2	0	0	0	0	0	0	3	0	0	
	Oth.	0	370	0.0	0	0	0	0	0	0	0	0	0	0	
Senior	Susp.	74	280	26.4	0	0	13	3	0	0	0	3	52	0	



sdisuspexpl.lis

1/19/2007

Expl.	3	280	1.1	0	1	0	0	2	0	0	0	0	0
RLE.	8	280	2.9	0	1	0	0	2	0	0	0	5	0
Oth.	0	280	0.0	0	0	0	0	0	0	0	0	0	0

1530 District Totals:

Susp.	221	1185	18.6	2	0	16	19	0	0	0	32	121	8
Expl.	3	1185	0.3	0	1	0	0	2	0	0	0	0	0
RLE.	13	1185	1.1	2	1	0	0	2	0	0	3	5	0
Oth.	0	1185	0.0	0	0	0	0	0	0	0	0	0	0




01/19/2007
11:15

Colorado Department of Education
Safety & Discipline Indicators (SDI)
2004-2005 Suspensions and Expulsions Report
Incident Rate and Reasons by School Type

Page: 66
File: sdi

Cnty/Dist/Sch	Type	Students Dscplned	EOY Stu Ct	% Rate	Drug Violations	Alcohol Violations	Tobacco Violations	Assaults/ Fights	Dangerous Weapons	Robbery	Other Felony	Disobey/ Defiant	Detrement Behavior	Destroy Property	Re Inte
LA PLATA															
1540 IGNACIO 11 JT															
Elementary	Susp.	49	379	12.9	2	0	0	0	0	0	0	14	28	0	
	Expl.	2	379	0.5	0	0	0	0	1	0	0	0	1	0	
	RLE.	2	379	0.5	0	0	0	0	0	0	0	0	1	0	
	Oth.	0	379	0.0	0	0	0	0	0	0	0	0	0	0	
Jr./Middle	Susp.	347	145	239.3	1	4	0	10	1	0	0	87	14	3	
	Expl.	1	145	0.7	0	0	0	0	0	0	0	1	0	0	
	RLE.	14	145	9.7	1	4	0	7	1	0	0	0	1	0	
	Oth.	0	145	0.0	0	0	0	0	0	0	0	0	0	0	
Senior	Susp.	210	209	100.5	7	9	4	14	0	0	0	20	64	6	
	Expl.	12	209	5.7	0	0	0	0	0	0	0	0	0	0	
	RLE.	9	209	4.3	0	9	0	0	0	0	0	0	0	0	
	Oth.	35	209	16.7	0	0	0	0	0	0	0	4	5	1	
1540 District Totals:															
	Susp.	606	733	82.7	10	13	4	24	1	0	0	121	106	9	
	Expl.	15	733	2.0	0	0	0	0	1	0	0	1	1	0	
	RLE.	25	733	3.4	1	13	0	7	0	0	0	0	2	0	
	Oth.	35	733	4.8	0	0	0	0	0	0	0	4	5	1	
LA PLATA Totals:															
	Susp.	1305	6370	20.5	31	32	26	107	8	0	1	278	370	32	
	Expl.	30	6370	0.5	0	3	0	0	5	0	0	1	4	1	
	RLE.	124	6370	1.9	12	20	0	10	8	0	0	23	10	3	
	Oth.	246	6370	3.9	0	2	10	11	2	0	0	73	84	4	




01/19/2007
11:15

Colorado Department of Education
Safety & Discipline Indicators (SDI)
2004-2005 Suspensions and Expulsions Report
Incident Rate and Reasons by School Type

Page: 67
File: sdi

Cnty/Dist/Sch	Type	Students Dscplned	EOY Stu Ct	% Rate	Drug Violations	Alcohol Violations	Tobacco Violations	Assaults/ Fights	Dangerous Weapons	Robbery	Other Felony	Disobey/ Defiant	Detrement Behavior	Destroy Property	Re Inte
LARIMER															
1550 POUUDRE R-1															
Elementary	Susp.	218	12868	1.7	2	0	1	4	4	0	0	37	12	0	
	Expl.	1	12868	0.0	1	0	0	0	0	0	0	0	0	0	
	RLE.	2	12868	0.0	0	0	0	0	0	0	0	0	1	0	
	Oth.	0	12868	0.0	0	0	0	0	0	0	0	0	0	0	
Jr./Middle	Susp.	1073	6197	17.3	28	19	18	0	6	0	0	157	0	6	
	Expl.	12	6197	0.2	2	0	0	1	5	0	0	0	0	0	
	RLE.	50	6197	0.8	19	9	5	0	1	0	0	0	0	0	
	Oth.	0	6197	0.0	0	0	0	0	0	0	0	0	0	0	
Senior	Susp.	662	5795	11.4	17	31	31	5	1	0	0	325	30	5	
	Expl.	8	5795	0.1	1	0	0	0	6	0	0	0	0	0	
	RLE.	25	5795	0.4	3	5	3	0	1	0	0	0	0	0	
	Oth.	0	5795	0.0	0	0	0	0	0	0	0	0	0	0	
1550 District Totals:															
	Susp.	1953	24860	7.9	47	50	50	9	11	0	0	519	42	11	
	Expl.	21	24860	0.1	4	0	0	1	11	0	0	0	0	0	
	RLE.	77	24860	0.3	22	14	8	0	6	0	0	0	1	0	
	Oth.	0	24860	0.0	0	0	0	0	0	0	0	0	0	0	
1560 THOMPSON R-2J															
Elementary	Susp.	111	6521	1.7	1	0	0	0	0	0	0	24	71	0	
	Expl.	0	6521	0.0	0	0	0	0	0	0	0	0	0	0	
	RLE.	0	6521	0.0	0	0	0	0	0	0	0	0	0	0	
	Oth.	0	6521	0.0	0	0	0	0	0	0	0	0	0	0	
Jr./Middle	Susp.	1334	3849	34.7	12	2	36	0	1	0	0	403	495	8	
	Expl.	11	3849	0.3	2	0	0	0	0	0	0	2	6	0	
	RLE.	38	3849	1.0	9	1	6	0	0	0	0	1	14	0	
	Oth.	0	3849	0.0	0	0	0	0	0	0	0	0	0	0	
Senior	Susp.	739	4275	17.3	60	20	30	2	7	0	3	194	187	10	



sdisuspexpl.lis

1/19/2007

Expl.	19	4275	0.4	5	1	0	1	6	0	0	0	2	0
RLE.	198	4275	4.6	47	16	4	2	9	0	3	5	41	5
Oth.	0	4275	0.0	0	0	0	0	0	0	0	0	0	0

1560 District Totals:

Susp.	2184	14645	14.9	73	22	66	2	8	0	3	621	753	18
Expl.	30	14645	0.2	7	1	0	1	6	0	0	2	8	0
RLE.	236	14645	1.6	56	17	10	2	9	0	3	6	55	5
Oth.	0	14645	0.0	0	0	0	0	0	0	0	0	0	0




01/19/2007
11:15

Colorado Department of Education
Safety & Discipline Indicators (SDI)
2004-2005 Suspensions and Expulsions Report
Incident Rate and Reasons by School Type

Page: 68
File: sdi

Cnty/Dist/Sch	Type	Students Dscplned	EOY Stu Ct	% Rate	Drug Violations	Alcohol Violations	Tobacco Violations	Assaults/ Fights	Dangerous Weapons	Robbery	Other Felony	Disobey/ Defiant	Detrement Behavior	Destroy Property	Re Inte
LARIMER															
1570 PARK (ESTES PARK) R-3															
Elementary	Susp.	16	708	2.3	0	0	0	2	1	0	0	10	3	0	
	Expl.	0	708	0.0	0	0	0	0	0	0	0	0	0	0	
	RLE.	0	708	0.0	0	0	0	0	0	0	0	0	0	0	
	Oth.	26	708	3.7	0	0	0	4	0	0	0	17	3	2	
Jr./Middle	Susp.	172	374	46.0	0	0	0	21	0	0	0	102	46	3	
	Expl.	0	374	0.0	0	0	0	0	0	0	0	0	0	0	
	RLE.	1	374	0.3	0	0	0	1	0	0	0	0	0	0	
	Oth.	25	374	6.7	0	0	0	4	1	0	0	15	5	0	
Senior	Susp.	103	348	29.6	4	25	4	8	0	0	0	53	9	0	
	Expl.	1	348	0.3	0	1	0	0	0	0	0	0	0	0	
	RLE.	0	348	0.0	0	0	0	0	0	0	0	0	0	0	
	Oth.	1	348	0.3	0	0	0	0	0	0	0	1	0	0	
1570 District Totals:															
	Susp.	291	1430	20.3	4	25	4	31	1	0	0	165	58	3	
	Expl.	1	1430	0.1	0	1	0	0	0	0	0	0	0	0	
	RLE.	1	1430	0.1	0	0	0	1	0	0	0	0	0	0	
	Oth.	52	1430	3.6	0	0	0	8	1	0	0	33	8	2	
LARIMER Totals:															
	Susp.	4428	40935	10.8	124	97	120	42	20	0	3	1305	853	32	
	Expl.	52	40935	0.1	11	2	0	2	17	0	0	2	8	0	
	RLE.	314	40935	0.8	78	31	18	3	11	0	3	6	56	5	
	Oth.	52	40935	0.1	0	0	0	8	1	0	0	33	8	2	




01/19/2007
11:15

Colorado Department of Education
Safety & Discipline Indicators (SDI)
2004-2005 Suspensions and Expulsions Report
Incident Rate and Reasons by School Type

Page: 69
File: sdi

Cnty/Dist/Sch	Type	Students Dscplned	EOY Stu Ct	% Rate	Drug Violations	Alcohol Violations	Tobacco Violations	Assaults/ Fights	Dangerous Weapons	Robbery	Other Felony	Disobey/ Defiant	Detrement Behavior	Destroy Property	Re Inte
LAS ANIMAS															
1580 TRINIDAD 1															
Elementary	Susp.	31	610	5.1	0	0	0	0	0	0	0	9	0	1	
	Expl.	0	610	0.0	0	0	0	0	0	0	0	0	0	0	
	RLE.	0	610	0.0	0	0	0	0	0	0	0	0	0	0	
	Oth.	0	610	0.0	0	0	0	0	0	0	0	0	0	0	
Jr./Middle	Susp.	207	363	57.0	0	1	4	0	0	0	0	145	0	0	
	Expl.	2	363	0.6	1	0	0	0	0	0	0	1	0	0	
	RLE.	0	363	0.0	0	0	0	0	0	0	0	0	0	0	
	Oth.	0	363	0.0	0	0	0	0	0	0	0	0	0	0	
Senior	Susp.	97	444	21.8	5	3	15	0	0	0	0	44	2	0	
	Expl.	4	444	0.9	2	1	0	0	0	0	0	0	0	0	
	RLE.	32	444	7.2	7	1	0	0	0	0	0	0	1	0	
	Oth.	0	444	0.0	0	0	0	0	0	0	0	0	0	0	
1580 District Totals:															
	Susp.	335	1417	23.6	5	4	19	0	0	0	0	198	2	1	
	Expl.	6	1417	0.4	3	1	0	0	0	0	0	1	0	0	
	RLE.	32	1417	2.3	7	1	0	0	0	0	0	0	1	0	
	Oth.	0	1417	0.0	0	0	0	0	0	0	0	0	0	0	
1590 PRIMERO REORGANIZED 2															
Elementary	Susp.	14	109	12.8	0	0	0	7	0	0	0	7	0	0	
	Expl.	1	109	0.9	1	0	0	0	0	0	0	0	0	0	
	RLE.	0	109	0.0	0	0	0	0	0	0	0	0	0	0	
	Oth.	0	109	0.0	0	0	0	0	0	0	0	0	0	0	
Jr./Middle	Susp.	0	0	0.0	0	0	0	0	0	0	0	0	0	0	
	Expl.	0	0	0.0	0	0	0	0	0	0	0	0	0	0	
	RLE.	0	0	0.0	0	0	0	0	0	0	0	0	0	0	
	Oth.	0	0	0.0	0	0	0	0	0	0	0	0	0	0	
Senior	Susp.	56	108	51.9	0	0	3	15	0	0	0	0	26	3	



sdisuspexpl.lis

1/19/2007

Expl.	0	108	0.0	0	0	0	0	0	0	0	0	0	0	0
RLE.	0	108	0.0	0	0	0	0	0	0	0	0	0	0	0
Oth.	0	108	0.0	0	0	0	0	0	0	0	0	0	0	0

1590 District Totals:

Susp.	70	217	32.3	0	0	3	22	0	0	0	7	26	3
Expl.	1	217	0.5	1	0	0	0	0	0	0	0	0	0
RLE.	0	217	0.0	0	0	0	0	0	0	0	0	0	0
Oth.	0	217	0.0	0	0	0	0	0	0	0	0	0	0



01/19/2007
11:15

Colorado Department of Education
Safety & Discipline Indicators (SDI)
2004-2005 Suspensions and Expulsions Report
Incident Rate and Reasons by School Type

Page: 70
File: sdi

Cnty/Dist/Sch	Type	Students Dscplned	EOY Stu Ct	% Rate	Drug Violations	Alcohol Violations	Tobacco Violations	Assaults/ Fights	Dangerous Weapons	Robbery	Other Felony	Disobey/ Defiant	Detrement Behavior	Destroy Property	Re Inte
LAS ANIMAS															
1600 HOEHNE REORGANIZED 3															
Elementary	Susp.	44	191	23.0	0	3	0	3	4	0	0	5	2	0	
	Expl.	1	191	0.5	0	1	0	0	0	0	0	0	0	0	
	RLE.	0	191	0.0	0	0	0	0	0	0	0	0	0	0	
	Oth.	1	191	0.5	0	0	0	0	0	0	0	0	0	0	
Jr./Middle	Susp.	16	83	19.3	0	0	3	3	0	0	0	1	0	0	
	Expl.	0	83	0.0	0	0	0	0	0	0	0	0	0	0	
	RLE.	0	83	0.0	0	0	0	0	0	0	0	0	0	0	
	Oth.	0	83	0.0	0	0	0	0	0	0	0	0	0	0	
Senior	Susp.	16	89	18.0	0	2	3	3	1	0	0	0	0	0	
	Expl.	0	89	0.0	0	0	0	0	0	0	0	0	0	0	
	RLE.	0	89	0.0	0	0	0	0	0	0	0	0	0	0	
	Oth.	0	89	0.0	0	0	0	0	0	0	0	0	0	0	
1600 District Totals:															
	Susp.	76	363	20.9	0	5	3	9	5	0	0	6	2	0	
	Expl.	1	363	0.3	0	1	0	0	0	0	0	0	0	0	
	RLE.	0	363	0.0	0	0	0	0	0	0	0	0	0	0	
	Oth.	1	363	0.3	0	0	0	0	0	0	0	0	0	0	
1620 AGUILAR REORGANIZED 6															
Elementary	Susp.	3	111	2.7	0	0	0	0	0	0	0	3	0	0	
	Expl.	0	111	0.0	0	0	0	0	0	0	0	0	0	0	
	RLE.	0	111	0.0	0	0	0	0	0	0	0	0	0	0	
	Oth.	17	111	15.3	0	0	0	0	0	0	0	12	0	0	
Jr./Middle	Susp.	0	0	0.0	0	0	0	0	0	0	0	0	0	0	
	Expl.	0	0	0.0	0	0	0	0	0	0	0	0	0	0	
	RLE.	0	0	0.0	0	0	0	0	0	0	0	0	0	0	
	Oth.	0	0	0.0	0	0	0	0	0	0	0	0	0	0	
Senior	Susp.	14	78	17.9	0	0	0	0	0	0	14	0	0		



sdisuspexpl.lis

1/19/2007

Expl.	0	78	0.0	0	0	0	0	0	0	0	0	0	0	0
RLE.	0	78	0.0	0	0	0	0	0	0	0	0	0	0	0
Oth.	0	78	0.0	0	0	0	0	0	0	0	0	0	0	0

1620 District Totals:

Susp.	17	189	9.0	0	0	0	0	0	0	0	17	0	0	0
Expl.	0	189	0.0	0	0	0	0	0	0	0	0	0	0	0
RLE.	0	189	0.0	0	0	0	0	0	0	0	0	0	0	0
Oth.	17	189	9.0	0	0	0	0	0	0	0	12	0	0	0




01/19/2007
11:15

Colorado Department of Education
Safety & Discipline Indicators (SDI)
2004-2005 Suspensions and Expulsions Report
Incident Rate and Reasons by School Type

Page: 71
File: sdi

Cnty/Dist/Sch	Type	Students Dscplned	EOY Stu Ct	% Rate	Drug Violations	Alcohol Violations	Tobacco Violations	Assaults/ Fights	Dangerous Weapons	Robbery	Other Felony	Disobey/ Defiant	Detrement Behavior	Destroy Property	Re Inte
LAS ANIMAS															
1750 BRANSON REORGANIZED 82															
Elementary	Susp.	0	19	0.0	0	0	0	0	0	0	0	0	0	0	0
	Expl.	0	19	0.0	0	0	0	0	0	0	0	0	0	0	0
	RLE.	0	19	0.0	0	0	0	0	0	0	0	0	0	0	0
	Oth.	0	19	0.0	0	0	0	0	0	0	0	0	0	0	0
Jr./Middle	Susp.	0	0	0.0	0	0	0	0	0	0	0	0	0	0	0
	Expl.	0	0	0.0	0	0	0	0	0	0	0	0	0	0	0
	RLE.	0	0	0.0	0	0	0	0	0	0	0	0	0	0	0
	Oth.	0	0	0.0	0	0	0	0	0	0	0	0	0	0	0
Senior	Susp.	1	1106	0.1	0	0	0	0	0	0	0	0	0	0	0
	Expl.	0	1106	0.0	0	0	0	0	0	0	0	0	0	0	0
	RLE.	0	1106	0.0	0	0	0	0	0	0	0	0	0	0	0
	Oth.	0	1106	0.0	0	0	0	0	0	0	0	0	0	0	0
1750 District Totals:															
	Susp.	1	1125	0.1	0	0	0	0	0	0	0	0	0	0	0
	Expl.	0	1125	0.0	0	0	0	0	0	0	0	0	0	0	0
	RLE.	0	1125	0.0	0	0	0	0	0	0	0	0	0	0	0
	Oth.	0	1125	0.0	0	0	0	0	0	0	0	0	0	0	0
1760 KIM REORGANIZED 88															
Elementary	Susp.	0	33	0.0	0	0	0	0	0	0	0	0	0	0	0
	Expl.	0	33	0.0	0	0	0	0	0	0	0	0	0	0	0
	RLE.	0	33	0.0	0	0	0	0	0	0	0	0	0	0	0
	Oth.	0	33	0.0	0	0	0	0	0	0	0	0	0	0	0
Jr./Middle	Susp.	0	0	0.0	0	0	0	0	0	0	0	0	0	0	0
	Expl.	0	0	0.0	0	0	0	0	0	0	0	0	0	0	0
	RLE.	0	0	0.0	0	0	0	0	0	0	0	0	0	0	0
	Oth.	0	0	0.0	0	0	0	0	0	0	0	0	0	0	0
Senior	Susp.	0	25	0.0	0	0	0	0	0	0	0	0	0	0	0



sdisuspexpl.lis

1/19/2007

Expl.	0	25	0.0	0	0	0	0	0	0	0	0	0	0	0
RLE.	0	25	0.0	0	0	0	0	0	0	0	0	0	0	0
Oth.	0	25	0.0	0	0	0	0	0	0	0	0	0	0	0

1760 District Totals:

Susp.	0	58	0.0	0	0	0	0	0	0	0	0	0	0	0
Expl.	0	58	0.0	0	0	0	0	0	0	0	0	0	0	0
RLE.	0	58	0.0	0	0	0	0	0	0	0	0	0	0	0
Oth.	0	58	0.0	0	0	0	0	0	0	0	0	0	0	0



01/19/2007
11:15

Colorado Department of Education
Safety & Discipline Indicators (SDI)
2004-2005 Suspensions and Expulsions Report
Incident Rate and Reasons by School Type

Page: 72
File: sdi

Cnty/Dist/Sch	Type	Students Dscplned	EOY Stu Ct	% Rate	Drug Violations	Alcohol Violations	Tobacco Violations	Assaults/ Fights	Dangerous Weapons	Robbery	Other Felony	Disobey/ Defiant	Detrement Behavior	Destroy Property	Re Inte
LAS ANIMAS															
LAS ANIMAS Totals:															
	Susp.	499	3369	14.8	5	9	25	31	5	0	0	228	30	4	
	Expl.	8	3369	0.2	4	2	0	0	0	0	0	1	0	0	
	RLE.	32	3369	0.9	7	1	0	0	0	0	0	0	1	0	
	Oth.	18	3369	0.5	0	0	0	0	0	0	0	12	0	0	




01/19/2007
11:15

Colorado Department of Education
Safety & Discipline Indicators (SDI)
2004-2005 Suspensions and Expulsions Report
Incident Rate and Reasons by School Type

Page: 73
File: sdi

Cnty/Dist/Sch	Type	Students Dscplned	EOY Stu Ct	% Rate	Drug Violations	Alcohol Violations	Tobacco Violations	Assaults/ Fights	Dangerous Weapons	Robbery	Other Felony	Disobey/ Defiant	Detrement Behavior	Destroy Property	Re Inte
LINCOLN															
1780 GENOA-HUGO C113															
Elementary	Susp.	5	97	5.2	0	0	0	0	0	0	0	4	1	0	
	Expl.	0	97	0.0	0	0	0	0	0	0	0	0	0	0	
	RLE.	0	97	0.0	0	0	0	0	0	0	0	0	0	0	
	Oth.	0	97	0.0	0	0	0	0	0	0	0	0	0	0	
Jr./Middle	Susp.	8	48	16.7	0	1	0	0	0	0	0	5	0	0	
	Expl.	0	48	0.0	0	0	0	0	0	0	0	0	0	0	
	RLE.	0	48	0.0	0	0	0	0	0	0	0	0	0	0	
	Oth.	0	48	0.0	0	0	0	0	0	0	0	0	0	0	
Senior	Susp.	0	64	0.0	0	0	0	0	0	0	0	0	0	0	
	Expl.	0	64	0.0	0	0	0	0	0	0	0	0	0	0	
	RLE.	0	64	0.0	0	0	0	0	0	0	0	0	0	0	
	Oth.	0	64	0.0	0	0	0	0	0	0	0	0	0	0	
1780 District Totals:															
	Susp.	13	209	6.2	0	1	0	0	0	0	0	9	1	0	
	Expl.	0	209	0.0	0	0	0	0	0	0	0	0	0	0	
	RLE.	0	209	0.0	0	0	0	0	0	0	0	0	0	0	
	Oth.	0	209	0.0	0	0	0	0	0	0	0	0	0	0	
1790 LIMON RE-4J															
Elementary	Susp.	5	299	1.7	0	0	0	0	0	0	0	0	1	1	
	Expl.	0	299	0.0	0	0	0	0	0	0	0	0	0	0	
	RLE.	0	299	0.0	0	0	0	0	0	0	0	0	0	0	
	Oth.	0	299	0.0	0	0	0	0	0	0	0	0	0	0	
Jr./Middle	Susp.	0	0	0.0	0	0	0	0	0	0	0	0	0	0	
	Expl.	0	0	0.0	0	0	0	0	0	0	0	0	0	0	
	RLE.	0	0	0.0	0	0	0	0	0	0	0	0	0	0	
	Oth.	0	0	0.0	0	0	0	0	0	0	0	0	0	0	
Senior	Susp.	72	310	23.2	0	0	2	0	0	1	20	5	0		



sdisuspexpl.lis

1/19/2007

Expl.	0	310	0.0	0	0	0	0	0	0	0	0	0	0	0
RLE.	6	310	1.9	0	0	0	0	0	1	0	0	0	0	0
Oth.	0	310	0.0	0	0	0	0	0	0	0	0	0	0	0

1790 District Totals:

Susp.	77	609	12.6	0	0	2	0	0	1	0	20	6	1	
Expl.	0	609	0.0	0	0	0	0	0	0	0	0	0	0	0
RLE.	6	609	1.0	0	0	0	0	0	1	0	0	0	0	0
Oth.	0	609	0.0	0	0	0	0	0	0	0	0	0	0	0




01/19/2007
11:15

Colorado Department of Education
Safety & Discipline Indicators (SDI)
2004-2005 Suspensions and Expulsions Report
Incident Rate and Reasons by School Type

Page: 74
File: sdi

Cnty/Dist/Sch	Type	Students Dscplned	EOY Stu Ct	% Rate	Drug Violations	Alcohol Violations	Tobacco Violations	Assaults/ Fights	Dangerous Weapons	Robbery	Other Felony	Disobey/ Defiant	Detrement Behavior	Destroy Property	Re Inte
LINCOLN															
1810 KARVAL RE-23															
Elementary	Susp.	0	34	0.0	0	0	0	0	0	0	0	0	0	0	0
	Expl.	0	34	0.0	0	0	0	0	0	0	0	0	0	0	0
	RLE.	0	34	0.0	0	0	0	0	0	0	0	0	0	0	0
	Oth.	0	34	0.0	0	0	0	0	0	0	0	0	0	0	0
Jr./Middle	Susp.	0	0	0.0	0	0	0	0	0	0	0	0	0	0	0
	Expl.	0	0	0.0	0	0	0	0	0	0	0	0	0	0	0
	RLE.	0	0	0.0	0	0	0	0	0	0	0	0	0	0	0
	Oth.	0	0	0.0	0	0	0	0	0	0	0	0	0	0	0
Senior	Susp.	0	60	0.0	0	0	0	0	0	0	0	0	0	0	0
	Expl.	0	60	0.0	0	0	0	0	0	0	0	0	0	0	0
	RLE.	0	60	0.0	0	0	0	0	0	0	0	0	0	0	0
	Oth.	0	60	0.0	0	0	0	0	0	0	0	0	0	0	0
1810 District Totals:															
	Susp.	0	94	0.0	0	0	0	0	0	0	0	0	0	0	0
	Expl.	0	94	0.0	0	0	0	0	0	0	0	0	0	0	0
	RLE.	0	94	0.0	0	0	0	0	0	0	0	0	0	0	0
	Oth.	0	94	0.0	0	0	0	0	0	0	0	0	0	0	0
LINCOLN Totals:															
	Susp.	90	912	9.9	0	1	2	0	0	1	0	29	7	1	1
	Expl.	0	912	0.0	0	0	0	0	0	0	0	0	0	0	0
	RLE.	6	912	0.7	0	0	0	0	0	1	0	0	0	0	0
	Oth.	0	912	0.0	0	0	0	0	0	0	0	0	0	0	0




01/19/2007
11:15

Colorado Department of Education
Safety & Discipline Indicators (SDI)
2004-2005 Suspensions and Expulsions Report
Incident Rate and Reasons by School Type

Page: 75
File: sdi

Cnty/Dist/Sch	Type	Students Dscplned	EOY Stu Ct	% Rate	Drug Violations	Alcohol Violations	Tobacco Violations	Assaults/ Fights	Dangerous Weapons	Robbery	Other Felony	Disobey/ Defiant	Detrement Behavior	Destroy Property	Re Inte
LOGAN															
1828 VALLEY RE-1															
Elementary	Susp.	136	1345	10.1	0	0	0	4	1	0	0	43	5	4	
	Expl.	0	1345	0.0	0	0	0	0	0	0	0	0	0	0	
	RLE.	3	1345	0.2	0	0	0	0	0	0	0	0	0	0	
	Oth.	102	1345	7.6	0	0	0	0	0	0	0	5	0	1	
Jr./Middle	Susp.	283	565	50.1	0	0	1	6	0	3	0	118	82	2	
	Expl.	12	565	2.1	0	0	1	1	1	0	0	2	4	0	
	RLE.	1	565	0.2	1	0	0	0	0	0	0	0	0	0	
	Oth.	0	565	0.0	0	0	0	0	0	0	0	0	0	0	
Senior	Susp.	204	707	28.9	2	6	4	1	2	1	0	80	15	2	
	Expl.	3	707	0.4	0	0	0	0	1	0	0	2	0	0	
	RLE.	3	707	0.4	2	1	0	0	0	0	0	0	0	0	
	Oth.	176	707	24.9	0	2	11	0	0	0	0	56	25	1	
1828 District Totals:															
	Susp.	623	2617	23.8	2	6	5	11	3	4	0	241	102	8	
	Expl.	15	2617	0.6	0	0	1	1	2	0	0	4	4	0	
	RLE.	7	2617	0.3	3	1	0	0	1	0	0	0	0	0	
	Oth.	278	2617	10.6	0	2	11	0	0	0	0	61	25	2	
1850 FRENCHMAN RE-3															
Elementary	Susp.	16	88	18.2	0	1	0	0	0	2	0	9	3	0	
	Expl.	0	88	0.0	0	0	0	0	0	0	0	0	0	0	
	RLE.	0	88	0.0	0	0	0	0	0	0	0	0	0	0	
	Oth.	0	88	0.0	0	0	0	0	0	0	0	0	0	0	
Jr./Middle	Susp.	0	0	0.0	0	0	0	0	0	0	0	0	0	0	
	Expl.	0	0	0.0	0	0	0	0	0	0	0	0	0	0	
	RLE.	0	0	0.0	0	0	0	0	0	0	0	0	0	0	
	Oth.	0	0	0.0	0	0	0	0	0	0	0	0	0	0	
Senior	Susp.	63	91	69.2	0	0	1	0	0	4	0	21	28	2	



sdisuspexpl.lis

1/19/2007

Expl.	0	91	0.0	0	0	0	0	0	0	0	0	0	0	0
RLE.	0	91	0.0	0	0	0	0	0	0	0	0	0	0	0
Oth.	0	91	0.0	0	0	0	0	0	0	0	0	0	0	0

1850 District Totals:

Susp.	79	179	44.1	0	1	1	0	0	6	0	30	31	2
Expl.	0	179	0.0	0	0	0	0	0	0	0	0	0	0
RLE.	0	179	0.0	0	0	0	0	0	0	0	0	0	0
Oth.	0	179	0.0	0	0	0	0	0	0	0	0	0	0




01/19/2007
11:15

Colorado Department of Education
Safety & Discipline Indicators (SDI)
2004-2005 Suspensions and Expulsions Report
Incident Rate and Reasons by School Type

Page: 76
File: sdi

Cnty/Dist/Sch	Type	Students Dscplned	EOY Stu Ct	% Rate	Drug Violations	Alcohol Violations	Tobacco Violations	Assaults/ Fights	Dangerous Weapons	Robbery	Other Felony	Disobey/ Defiant	Detrement Behavior	Destroy Property	Re Inte
LOGAN															
1860 BUFFALO RE-4															
Elementary	Susp.	1	166	0.6	0	0	0	1	0	0	0	0	0	0	0
	Expl.	0	166	0.0	0	0	0	0	0	0	0	0	0	0	0
	RLE.	0	166	0.0	0	0	0	0	0	0	0	0	0	0	0
	Oth.	0	166	0.0	0	0	0	0	0	0	0	0	0	0	0
Jr./Middle	Susp.	0	0	0.0	0	0	0	0	0	0	0	0	0	0	0
	Expl.	0	0	0.0	0	0	0	0	0	0	0	0	0	0	0
	RLE.	0	0	0.0	0	0	0	0	0	0	0	0	0	0	0
	Oth.	0	0	0.0	0	0	0	0	0	0	0	0	0	0	0
Senior	Susp.	28	134	20.9	0	0	0	6	0	1	0	7	2	0	0
	Expl.	0	134	0.0	0	0	0	0	0	0	0	0	0	0	0
	RLE.	0	134	0.0	0	0	0	0	0	0	0	0	0	0	0
	Oth.	0	134	0.0	0	0	0	0	0	0	0	0	0	0	0
1860 District Totals:															
	Susp.	29	300	9.7	0	0	0	7	0	1	0	7	2	0	0
	Expl.	0	300	0.0	0	0	0	0	0	0	0	0	0	0	0
	RLE.	0	300	0.0	0	0	0	0	0	0	0	0	0	0	0
	Oth.	0	300	0.0	0	0	0	0	0	0	0	0	0	0	0
1870 PLATEAU RE-5															
Elementary	Susp.	1	61	1.6	0	0	0	0	0	0	0	0	0	0	0
	Expl.	0	61	0.0	0	0	0	0	0	0	0	0	0	0	0
	RLE.	0	61	0.0	0	0	0	0	0	0	0	0	0	0	0
	Oth.	0	61	0.0	0	0	0	0	0	0	0	0	0	0	0
Jr./Middle	Susp.	0	0	0.0	0	0	0	0	0	0	0	0	0	0	0
	Expl.	0	0	0.0	0	0	0	0	0	0	0	0	0	0	0
	RLE.	0	0	0.0	0	0	0	0	0	0	0	0	0	0	0
	Oth.	0	0	0.0	0	0	0	0	0	0	0	0	0	0	0
Senior	Susp.	2	76	2.6	0	0	0	1	0	0	0	0	0	0	0



sdisuspexpl.lis

1/19/2007

Expl.	0	76	0.0	0	0	0	0	0	0	0	0	0	0	0
RLE.	0	76	0.0	0	0	0	0	0	0	0	0	0	0	0
Oth.	0	76	0.0	0	0	0	0	0	0	0	0	0	0	0

1870 District Totals:

Susp.	3	137	2.2	0	0	0	1	0	0	0	0	0	0	0
Expl.	0	137	0.0	0	0	0	0	0	0	0	0	0	0	0
RLE.	0	137	0.0	0	0	0	0	0	0	0	0	0	0	0
Oth.	0	137	0.0	0	0	0	0	0	0	0	0	0	0	0



01/19/2007
11:15

Colorado Department of Education
Safety & Discipline Indicators (SDI)
2004-2005 Suspensions and Expulsions Report
Incident Rate and Reasons by School Type

Page: 77
File: sdi

Cnty/Dist/Sch	Type	Students Dscplned	EOY Stu Ct	% Rate	Drug Violations	Alcohol Violations	Tobacco Violations	Assaults/ Fights	Dangerous Weapons	Robbery	Other Felony	Disobey/ Defiant	Detrement Behavior	Destroy Property	Re Inte
LOGAN															
LOGAN Totals:															
	Susp.	734	3233	22.7	2	7	6	19	3	11	0	278	135	10	
	Expl.	15	3233	0.5	0	0	1	1	2	0	0	4	4	0	
	RLE.	7	3233	0.2	3	1	0	0	0	0	0	0	0	0	
	Oth.	278	3233	8.6	0	2	11	0	0	0	0	61	25	2	




01/19/2007
11:15

Colorado Department of Education
Safety & Discipline Indicators (SDI)
2004-2005 Suspensions and Expulsions Report
Incident Rate and Reasons by School Type

Page: 78
File: sdi

Cnty/Dist/Sch	Type	Students Dscplned	EOY Stu Ct	% Rate	Drug Violations	Alcohol Violations	Tobacco Violations	Assaults/ Fights	Dangerous Weapons	Robbery	Other Felony	Disobey/ Defiant	Detrement Behavior	Destroy Property	Re Inte
MESA															
1980 DE BEQUE 49JT															
Elementary	Susp.	8	109	7.3	0	0	0	0	0	0	0	4	0	0	
	Expl.	0	109	0.0	0	0	0	0	0	0	0	0	0	0	
	RLE.	0	109	0.0	0	0	0	0	0	0	0	0	0	0	
	Oth.	0	109	0.0	0	0	0	0	0	0	0	0	0	0	
Jr./Middle	Susp.	0	0	0.0	0	0	0	0	0	0	0	0	0	0	
	Expl.	0	0	0.0	0	0	0	0	0	0	0	0	0	0	
	RLE.	0	0	0.0	0	0	0	0	0	0	0	0	0	0	
	Oth.	0	0	0.0	0	0	0	0	0	0	0	0	0	0	
Senior	Susp.	40	78	51.3	0	1	4	2	0	0	0	22	0	0	
	Expl.	0	78	0.0	0	0	0	0	0	0	0	0	0	0	
	RLE.	1	78	1.3	0	1	0	0	0	0	0	0	0	0	
	Oth.	0	78	0.0	0	0	0	0	0	0	0	0	0	0	
1980 District Totals:															
	Susp.	48	187	25.7	0	1	4	2	0	0	0	26	0	0	
	Expl.	0	187	0.0	0	0	0	0	0	0	0	0	0	0	
	RLE.	1	187	0.5	0	1	0	0	0	0	0	0	0	0	
	Oth.	0	187	0.0	0	0	0	0	0	0	0	0	0	0	
1990 PLATEAU VALLEY 50															
Elementary	Susp.	5	171	2.9	0	0	0	0	0	0	0	0	0	0	
	Expl.	0	171	0.0	0	0	0	0	0	0	0	0	0	0	
	RLE.	0	171	0.0	0	0	0	0	0	0	0	0	0	0	
	Oth.	0	171	0.0	0	0	0	0	0	0	0	0	0	0	
Jr./Middle	Susp.	68	87	78.2	1	0	0	6	0	0	0	19	6	1	
	Expl.	0	87	0.0	0	0	0	0	0	0	0	0	0	0	
	RLE.	0	87	0.0	0	0	0	0	0	0	0	0	0	0	
	Oth.	0	87	0.0	0	0	0	0	0	0	0	0	0	0	
Senior	Susp.	78	374	20.9	0	6	2	2	0	0	10	1	1		



sdisuspexpl.lis

1/19/2007

Expl.	2	374	0.5	0	0	0	0	2	0	0	0	0	0
RLE.	0	374	0.0	0	0	0	0	0	0	0	0	0	0
Oth.	0	374	0.0	0	0	0	0	0	0	0	0	0	0

1990 District Totals:

Susp.	151	632	23.9	1	6	2	8	0	0	0	29	7	2
Expl.	2	632	0.3	0	0	0	0	2	0	0	0	0	0
RLE.	0	632	0.0	0	0	0	0	0	0	0	0	0	0
Oth.	0	632	0.0	0	0	0	0	0	0	0	0	0	0




01/19/2007
11:15

Colorado Department of Education
Safety & Discipline Indicators (SDI)
2004-2005 Suspensions and Expulsions Report
Incident Rate and Reasons by School Type

Page: 79
File: sdi

Cnty/Dist/Sch	Type	Students Dscplned	EOY Stu Ct	% Rate	Drug Violations	Alcohol Violations	Tobacco Violations	Assaults/ Fights	Dangerous Weapons	Robbery	Other Felony	Disobey/ Defiant	Detrement Behavior	Destroy Property	Re Inte
MESA															
2000 MESA COUNTY VALLEY 51															
Elementary	Susp.	399	9229	4.3	0	0	0	0	9	0	0	31	179	2	
	Expl.	3	9229	0.0	0	0	0	0	1	0	0	0	1	1	
	RLE.	8	9229	0.1	0	0	0	0	1	0	0	0	3	2	
	Oth.	0	9229	0.0	0	0	0	0	0	0	0	0	0	0	
Jr./Middle	Susp.	1992	5124	38.9	22	4	26	0	6	0	0	347	733	8	
	Expl.	46	5124	0.9	10	4	0	2	7	0	0	0	4	0	
	RLE.	162	5124	3.2	22	3	3	2	8	0	0	2	37	0	
	Oth.	0	5124	0.0	0	0	0	0	0	0	0	0	0	0	
Senior	Susp.	1054	7411	14.2	62	35	51	4	14	0	4	85	291	1	
	Expl.	54	7411	0.7	12	5	0	0	11	0	1	1	12	1	
	RLE.	408	7411	5.5	59	33	9	4	19	0	4	0	57	1	
	Oth.	0	7411	0.0	0	0	0	0	0	0	0	0	0	0	
2000 District Totals:															
	Susp.	3445	21764	15.8	84	39	77	4	29	0	4	463	1203	11	
	Expl.	103	21764	0.5	22	9	0	2	19	0	1	1	17	2	
	RLE.	578	21764	2.7	81	36	12	6	27	0	4	2	97	3	
	Oth.	0	21764	0.0	0	0	0	0	0	0	0	0	0	0	
MESA Totals:															
	Susp.	3644	22583	16.1	85	46	83	14	29	0	4	518	1210	13	
	Expl.	105	22583	0.5	22	9	0	2	21	0	1	1	17	2	
	RLE.	579	22583	2.6	81	37	12	6	28	0	4	2	97	3	
	Oth.	0	22583	0.0	0	0	0	0	0	0	0	0	0	0	




01/19/2007
11:15

Colorado Department of Education
Safety & Discipline Indicators (SDI)
2004-2005 Suspensions and Expulsions Report
Incident Rate and Reasons by School Type

Page: 80
File: sdi

Cnty/Dist/Sch	Type	Students Dscplned	EOY Stu Ct	% Rate	Drug Violations	Alcohol Violations	Tobacco Violations	Assaults/ Fights	Dangerous Weapons	Robbery	Other Felony	Disobey/ Defiant	Detrement Behavior	Destroy Property	Re Inte
MINERAL															
2010 CREEDE CONSOLIDATED 1															
Elementary	Susp.	6	73	8.2	0	0	0	1	0	0	0	4	0	1	
	Expl.	0	73	0.0	0	0	0	0	0	0	0	0	0	0	
	RLE.	0	73	0.0	0	0	0	0	0	0	0	0	0	0	
	Oth.	0	73	0.0	0	0	0	0	0	0	0	0	0	0	
Jr./Middle	Susp.	0	0	0.0	0	0	0	0	0	0	0	0	0	0	
	Expl.	0	0	0.0	0	0	0	0	0	0	0	0	0	0	
	RLE.	0	0	0.0	0	0	0	0	0	0	0	0	0	0	
	Oth.	0	0	0.0	0	0	0	0	0	0	0	0	0	0	
Senior	Susp.	20	80	25.0	0	0	0	0	0	0	0	0	0	0	
	Expl.	0	80	0.0	0	0	0	0	0	0	0	0	0	0	
	RLE.	0	80	0.0	0	0	0	0	0	0	0	0	0	0	
	Oth.	0	80	0.0	0	0	0	0	0	0	0	0	0	0	
2010 District Totals:															
	Susp.	26	153	17.0	0	0	0	1	0	0	0	4	0	1	
	Expl.	0	153	0.0	0	0	0	0	0	0	0	0	0	0	
	RLE.	0	153	0.0	0	0	0	0	0	0	0	0	0	0	
	Oth.	0	153	0.0	0	0	0	0	0	0	0	0	0	0	
MINERAL Totals:															
	Susp.	26	153	17.0	0	0	0	1	0	0	0	4	0	1	
	Expl.	0	153	0.0	0	0	0	0	0	0	0	0	0	0	
	RLE.	0	153	0.0	0	0	0	0	0	0	0	0	0	0	
	Oth.	0	153	0.0	0	0	0	0	0	0	0	0	0	0	




01/19/2007
11:15

Colorado Department of Education
Safety & Discipline Indicators (SDI)
2004-2005 Suspensions and Expulsions Report
Incident Rate and Reasons by School Type

Page: 81
File: sdi

Cnty/Dist/Sch	Type	Students Dscplned	EOY Stu Ct	% Rate	Drug Violations	Alcohol Violations	Tobacco Violations	Assaults/ Fights	Dangerous Weapons	Robbery	Other Felony	Disobey/ Defiant	Detrement Behavior	Destroy Property	Re Inte
MOFFAT															
2020 MOFFAT COUNTY RE:NO 1															
Elementary	Susp.	65	1321	4.9	0	0	0	0	0	0	0	12	32	0	
	Expl.	0	1321	0.0	0	0	0	0	0	0	0	0	0	0	
	RLE.	0	1321	0.0	0	0	0	0	0	0	0	0	0	0	
	Oth.	0	1321	0.0	0	0	0	0	0	0	0	0	0	0	
Jr./Middle	Susp.	86	435	19.8	6	0	3	0	0	0	0	26	0	1	
	Expl.	0	435	0.0	0	0	0	0	0	0	0	0	0	0	
	RLE.	23	435	5.3	6	0	3	0	0	0	0	3	0	0	
	Oth.	0	435	0.0	0	0	0	0	0	0	0	0	0	0	
Senior	Susp.	78	649	12.0	7	5	0	0	0	0	0	2	6	1	
	Expl.	2	649	0.3	0	0	0	0	2	0	0	0	0	0	
	RLE.	69	649	10.6	7	3	0	0	2	0	0	0	6	1	
	Oth.	0	649	0.0	0	0	0	0	0	0	0	0	0	0	
2020 District Totals:															
	Susp.	229	2405	9.5	13	5	40	0	0	0	0	40	38	2	
	Expl.	2	2405	0.1	0	0	0	0	2	0	0	0	0	0	
	RLE.	92	2405	3.8	13	3	39	0	2	0	0	3	6	1	
	Oth.	0	2405	0.0	0	0	0	0	0	0	0	0	0	0	
MOFFAT Totals:															
	Susp.	229	2405	9.5	13	5	40	0	0	0	0	40	38	2	
	Expl.	2	2405	0.1	0	0	0	0	2	0	0	0	0	0	
	RLE.	92	2405	3.8	13	3	39	0	2	0	0	3	6	1	
	Oth.	0	2405	0.0	0	0	0	0	0	0	0	0	0	0	




01/19/2007
11:15

Colorado Department of Education
Safety & Discipline Indicators (SDI)
2004-2005 Suspensions and Expulsions Report
Incident Rate and Reasons by School Type

Page: 82
File: sdi

Cnty/Dist/Sch	Type	Students Dscplned	EOY Stu Ct	% Rate	Drug Violations	Alcohol Violations	Tobacco Violations	Assaults/ Fights	Dangerous Weapons	Robbery	Other Felony	Disobey/ Defiant	Detrement Behavior	Destroy Property	Re Inte
MONTEZUMA															
2035 MONTEZUMA-CORTEZ RE-1															
Elementary	Susp.	102	1588	6.4	1	0	0	0	0	0	0	9	10	0	
	Expl.	1	1588	0.1	1	0	0	0	0	0	0	0	0	0	
	RLE.	0	1588	0.0	0	0	0	0	0	0	0	0	0	0	
	Oth.	0	1588	0.0	0	0	0	0	0	0	0	0	0	0	
Jr./Middle	Susp.	312	752	41.5	9	1	0	0	0	0	0	38	16	4	
	Expl.	19	752	2.5	2	0	0	0	0	0	0	10	1	1	
	RLE.	3	752	0.4	2	0	0	0	0	0	0	0	1	0	
	Oth.	0	752	0.0	0	0	0	0	0	0	0	0	0	0	
Senior	Susp.	274	929	29.5	11	17	0	0	0	0	0	25	88	0	
	Expl.	20	929	2.2	0	0	0	0	1	0	0	0	3	0	
	RLE.	15	929	1.6	0	3	0	0	1	0	0	0	0	0	
	Oth.	0	929	0.0	0	0	0	0	0	0	0	0	0	0	
2035 District Totals:															
	Susp.	688	3269	21.0	21	18	9	0	0	0	0	72	114	4	
	Expl.	40	3269	1.2	3	0	0	0	1	0	0	10	4	1	
	RLE.	18	3269	0.6	2	3	0	0	1	0	0	0	1	0	
	Oth.	0	3269	0.0	0	0	0	0	0	0	0	0	0	0	
2055 DOLORES RE-4A															
Elementary	Susp.	7	342	2.0	0	0	0	0	0	0	0	0	0	0	
	Expl.	0	342	0.0	0	0	0	0	0	0	0	0	0	0	
	RLE.	0	342	0.0	0	0	0	0	0	0	0	0	0	0	
	Oth.	0	342	0.0	0	0	0	0	0	0	0	0	0	0	
Jr./Middle	Susp.	30	213	14.1	0	2	0	0	3	0	1	0	5	0	
	Expl.	1	213	0.5	0	0	0	0	0	0	0	0	0	0	
	RLE.	4	213	1.9	0	0	0	0	0	0	0	0	2	0	
	Oth.	0	213	0.0	0	0	0	0	0	0	0	0	0	0	
Senior	Susp.	13	202	6.4	1	0	0	0	0	0	0	0	1	0	



sdisuspexpl.lis

1/19/2007

Expl.	1	202	0.5	1	0	0	0	0	0	0	0	0	0	0
RLE.	1	202	0.5	0	0	0	0	0	0	0	0	0	1	0
Oth.	0	202	0.0	0	0	0	0	0	0	0	0	0	0	0

2055 District Totals:

Susp.	50	757	6.6	1	2	0	0	3	0	1	0	0	6	0
Expl.	2	757	0.3	1	0	0	0	0	0	0	0	0	0	0
RLE.	5	757	0.7	0	0	0	0	0	0	0	0	0	3	0
Oth.	0	757	0.0	0	0	0	0	0	0	0	0	0	0	0




01/19/2007
11:15

Colorado Department of Education
Safety & Discipline Indicators (SDI)
2004-2005 Suspensions and Expulsions Report
Incident Rate and Reasons by School Type

Page: 83
File: sdi

Cnty/Dist/Sch	Type	Students Dscplned	EOY Stu Ct	% Rate	Drug Violations	Alcohol Violations	Tobacco Violations	Assaults/ Fights	Dangerous Weapons	Robbery	Other Felony	Disobey/ Defiant	Detrement Behavior	Destroy Property	Re Inte
MONTEZUMA															
2070 MANCOS RE-6															
Elementary	Susp.	7	197	3.6	0	0	0	1	1	0	0	1	0	1	
	Expl.	0	197	0.0	0	0	0	0	0	0	0	0	0	0	
	RLE.	0	197	0.0	0	0	0	0	0	0	0	0	0	0	
	Oth.	14	197	7.1	0	0	0	2	0	0	0	6	0	0	
Jr./Middle	Susp.	37	105	35.2	0	0	0	12	0	0	0	7	12	0	
	Expl.	0	105	0.0	0	0	0	0	0	0	0	0	0	0	
	RLE.	0	105	0.0	0	0	0	0	0	0	0	0	0	0	
	Oth.	0	105	0.0	0	0	0	0	0	0	0	0	0	0	
Senior	Susp.	19	130	14.6	1	0	0	6	0	0	0	0	0	0	
	Expl.	0	130	0.0	0	0	0	0	0	0	0	0	0	0	
	RLE.	4	130	3.1	1	0	0	1	0	0	0	0	0	0	
	Oth.	0	130	0.0	0	0	0	0	0	0	0	0	0	0	
2070 District Totals:															
	Susp.	63	432	14.6	1	0	0	19	1	0	0	8	12	1	
	Expl.	0	432	0.0	0	0	0	0	0	0	0	0	0	0	
	RLE.	4	432	0.9	1	0	0	1	0	0	0	0	0	0	
	Oth.	14	432	3.2	0	0	0	2	0	0	0	6	0	0	
MONTEZUMA Totals:															
	Susp.	801	4458	18.0	23	20	9	19	4	0	1	80	132	5	
	Expl.	42	4458	0.9	4	0	0	0	1	0	0	10	4	1	
	RLE.	27	4458	0.6	3	3	0	1	1	0	0	0	4	0	
	Oth.	14	4458	0.3	0	0	0	2	0	0	0	6	0	0	




01/19/2007
11:15

Colorado Department of Education
Safety & Discipline Indicators (SDI)
2004-2005 Suspensions and Expulsions Report
Incident Rate and Reasons by School Type

Page: 84
File: sdi

Cnty/Dist/Sch	Type	Students Dscplned	EOY Stu Ct	% Rate	Drug Violations	Alcohol Violations	Tobacco Violations	Assaults/ Fights	Dangerous Weapons	Robbery	Other Felony	Disobey/ Defiant	Detrement Behavior	Destroy Property	Re Inte
MONTROSE															
2180 MONTROSE COUNTY RE-1J															
Elementary	Susp.	92	2688	3.4	1	0	0	3	0	0	0	14	15	0	
	Expl.	1	2688	0.0	0	0	0	0	1	0	0	0	0	0	
	RLE.	2	2688	0.1	2	0	0	0	0	0	0	0	0	0	
	Oth.	63	2688	2.3	0	0	0	0	0	0	0	14	8	2	
Jr./Middle	Susp.	558	1523	36.6	16	1	10	19	5	0	0	53	26	6	
	Expl.	9	1523	0.6	1	0	0	0	2	0	0	0	0	1	
	RLE.	16	1523	1.1	5	0	0	7	1	0	0	0	0	1	
	Oth.	906	1523	59.5	0	0	0	0	0	0	0	90	5	2	
Senior	Susp.	144	1312	11.0	2	9	10	0	0	1	0	34	11	5	
	Expl.	11	1312	0.8	2	0	0	0	9	0	0	0	0	0	
	RLE.	64	1312	4.9	6	9	17	0	8	0	0	0	0	3	
	Oth.	107	1312	8.2	2	3	11	0	0	0	0	35	4	4	
2180 District Totals:															
	Susp.	794	5523	14.4	19	10	20	22	5	1	0	101	52	11	
	Expl.	21	5523	0.4	3	0	0	0	12	0	0	0	0	1	
	RLE.	82	5523	1.5	13	9	17	7	10	0	0	0	0	4	
	Oth.	1076	5523	19.5	2	3	11	0	0	0	0	139	17	8	
2190 WEST END RE-2															
Elementary	Susp.	45	216	20.8	0	0	0	0	0	0	0	1	4	0	
	Expl.	1	216	0.5	0	0	0	0	1	0	0	0	0	0	
	RLE.	0	216	0.0	0	0	0	0	0	0	0	0	0	0	
	Oth.	0	216	0.0	0	0	0	0	0	0	0	0	0	0	
Jr./Middle	Susp.	0	0	0.0	0	0	0	0	0	0	0	0	0	0	
	Expl.	0	0	0.0	0	0	0	0	0	0	0	0	0	0	
	RLE.	0	0	0.0	0	0	0	0	0	0	0	0	0	0	
	Oth.	0	0	0.0	0	0	0	0	0	0	0	0	0	0	
Senior	Susp.	60	113	53.1	3	0	6	4	0	0	0	0	0	0	



sdisuspexpl.lis

1/19/2007

Expl.	3	113	2.7	0	0	0	0	2	0	0	0	1	0
RLE.	5	113	4.4	3	0	0	0	2	0	0	0	0	0
Oth.	7	113	6.2	0	0	0	0	0	0	0	0	0	0

2190 District Totals:

Susp.	105	329	31.9	3	0	6	4	0	0	0	1	4	0
Expl.	4	329	1.2	0	0	0	0	3	0	0	0	1	0
RLE.	5	329	1.5	3	0	0	0	2	0	0	0	0	0
Oth.	7	329	2.1	0	0	0	0	0	0	0	0	0	0



01/19/2007
11:15

Colorado Department of Education
Safety & Discipline Indicators (SDI)
2004-2005 Suspensions and Expulsions Report
Incident Rate and Reasons by School Type

Page: 85
File: sdi

Cnty/Dist/Sch	Type	Students Dscplned	EOY Stu Ct	% Rate	Drug Violations	Alcohol Violations	Tobacco Violations	Assaults/ Fights	Dangerous Weapons	Robbery	Other Felony	Disobey/ Defiant	Detrement Behavior	Destroy Property	Re Inte
MONTROSE															
MONTROSE Totals:															
	Susp.	899	5852	15.4	22	10	26	26	5	1	0	102	56	11	
	Expl.	25	5852	0.4	3	0	0	0	15	0	0	0	1	1	
	RLE.	87	5852	1.5	16	9	17	7	11	0	0	0	0	4	
	Oth.	1083	5852	18.5	2	3	11	0	0	0	0	139	17	8	




01/19/2007
11:15

Colorado Department of Education
Safety & Discipline Indicators (SDI)
2004-2005 Suspensions and Expulsions Report
Incident Rate and Reasons by School Type

Page: 86
File: sdi

Cnty/Dist/Sch	Type	Students Dscplned	EOY Stu Ct	% Rate	Drug Violations	Alcohol Violations	Tobacco Violations	Assaults/ Fights	Dangerous Weapons	Robbery	Other Felony	Disobey/ Defiant	Detrement Behavior	Destroy Property	Re Inte
MORGAN															
2395 BRUSH RE-2 (J)															
Elementary	Susp.	58	752	7.7	0	0	0	2	0	0	0	4	0	1	
	Expl.	0	752	0.0	0	0	0	0	0	0	0	0	0	0	
	RLE.	0	752	0.0	0	0	0	0	0	0	0	0	0	0	
	Oth.	55	752	7.3	0	0	0	0	0	0	0	0	0	0	
Jr./Middle	Susp.	68	386	17.6	0	4	0	0	0	0	0	19	43	0	
	Expl.	0	386	0.0	0	0	0	0	0	0	0	0	0	0	
	RLE.	7	386	1.8	0	4	0	0	0	0	0	0	1	0	
	Oth.	48	386	12.4	0	0	0	0	0	0	0	26	13	0	
Senior	Susp.	146	384	38.0	2	0	0	0	0	0	0	12	44	0	
	Expl.	3	384	0.8	0	0	0	0	2	0	0	1	0	0	
	RLE.	22	384	5.7	0	0	0	0	2	0	0	0	19	0	
	Oth.	1	384	0.3	0	0	0	0	0	0	0	0	0	0	
2395 District Totals:															
	Susp.	272	1522	17.9	2	4	1	2	0	0	0	35	87	1	
	Expl.	3	1522	0.2	0	0	0	0	2	0	0	1	0	0	
	RLE.	29	1522	1.9	0	4	0	0	2	0	0	0	20	0	
	Oth.	104	1522	6.8	0	0	1	0	0	0	0	26	13	0	
2405 FORT MORGAN RE-3															
Elementary	Susp.	175	1934	9.0	1	1	0	0	2	0	0	0	0	0	
	Expl.	0	1934	0.0	0	0	0	0	0	0	0	0	0	0	
	RLE.	3	1934	0.2	1	0	0	0	0	0	0	0	0	0	
	Oth.	0	1934	0.0	0	0	0	0	0	0	0	0	0	0	
Jr./Middle	Susp.	217	532	40.8	5	0	2	0	2	0	0	2	8	3	
	Expl.	0	532	0.0	0	0	0	0	0	0	0	0	0	0	
	RLE.	0	532	0.0	0	0	0	0	0	0	0	0	0	0	
	Oth.	0	532	0.0	0	0	0	0	0	0	0	0	0	0	
Senior	Susp.	314	741	42.4	2	4	5	0	1	0	0	14	1	3	



sdisuspexpl.lis

1/19/2007

Expl.	3	741	0.4	3	0	0	0	0	0	0	0	0	0
RLE.	0	741	0.0	0	0	0	0	0	0	0	0	0	0
Oth.	0	741	0.0	0	0	0	0	0	0	0	0	0	0

2405 District Totals:

Susp.	706	3207	22.0	8	5	7	0	5	0	0	16	9	6
Expl.	3	3207	0.1	3	0	0	0	0	0	0	0	0	0
RLE.	3	3207	0.1	1	0	0	0	0	0	0	0	0	0
Oth.	0	3207	0.0	0	0	0	0	0	0	0	0	0	0




01/19/2007
11:15

Colorado Department of Education
Safety & Discipline Indicators (SDI)
2004-2005 Suspensions and Expulsions Report
Incident Rate and Reasons by School Type

Page: 87
File: sdi

Cnty/Dist/Sch	Type	Students Dscplned	EOY Stu Ct	% Rate	Drug Violations	Alcohol Violations	Tobacco Violations	Assaults/ Fights	Dangerous Weapons	Robbery	Other Felony	Disobey/ Defiant	Detrement Behavior	Destroy Property	Re Inte
MORGAN															
9035 CENTENNIAL BOCES															
Elementary	Susp.	0	0	0.0	0	0	0	0	0	0	0	0	0	0	0
	Expl.	0	0	0.0	0	0	0	0	0	0	0	0	0	0	0
	RLE.	0	0	0.0	0	0	0	0	0	0	0	0	0	0	0
	Oth.	0	0	0.0	0	0	0	0	0	0	0	0	0	0	0
Jr./Middle	Susp.	0	0	0.0	0	0	0	0	0	0	0	0	0	0	0
	Expl.	0	0	0.0	0	0	0	0	0	0	0	0	0	0	0
	RLE.	0	0	0.0	0	0	0	0	0	0	0	0	0	0	0
	Oth.	0	0	0.0	0	0	0	0	0	0	0	0	0	0	0
Senior	Susp.	59	109	54.1	0	0	0	0	0	0	0	24	0	0	0
	Expl.	0	109	0.0	0	0	0	0	0	0	0	0	0	0	0
	RLE.	0	109	0.0	0	0	0	0	0	0	0	0	0	0	0
	Oth.	0	109	0.0	0	0	0	0	0	0	0	0	0	0	0
9035 District Totals:															
	Susp.	59	109	54.1	0	0	0	0	0	0	0	24	0	0	0
	Expl.	0	109	0.0	0	0	0	0	0	0	0	0	0	0	0
	RLE.	0	109	0.0	0	0	0	0	0	0	0	0	0	0	0
	Oth.	0	109	0.0	0	0	0	0	0	0	0	0	0	0	0
2505 WELDON VALLEY RE-20 (J)															
Elementary	Susp.	1	109	0.9	0	0	0	0	0	0	0	0	0	0	0
	Expl.	0	109	0.0	0	0	0	0	0	0	0	0	0	0	0
	RLE.	0	109	0.0	0	0	0	0	0	0	0	0	0	0	0
	Oth.	0	109	0.0	0	0	0	0	0	0	0	0	0	0	0
Jr./Middle	Susp.	6	35	17.1	0	0	0	3	0	0	0	0	0	0	0
	Expl.	0	35	0.0	0	0	0	0	0	0	0	0	0	0	0
	RLE.	0	35	0.0	0	0	0	0	0	0	0	0	0	0	0
	Oth.	0	35	0.0	0	0	0	0	0	0	0	0	0	0	0
Senior	Susp.	29	50	58.0	1	3	1	5	0	0	0	1	0	0	0



sdisuspexpl.lis

1/19/2007

Expl.	0	50	0.0	0	0	0	0	0	0	0	0	0	0	0
RLE.	0	50	0.0	0	0	0	0	0	0	0	0	0	0	0
Oth.	0	50	0.0	0	0	0	0	0	0	0	0	0	0	0

2505 District Totals:

Susp.	36	194	18.6	1	3	1	8	0	0	0	1	0	0
Expl.	0	194	0.0	0	0	0	0	0	0	0	0	0	0
RLE.	0	194	0.0	0	0	0	0	0	0	0	0	0	0
Oth.	0	194	0.0	0	0	0	0	0	0	0	0	0	0




01/19/2007
11:15

Colorado Department of Education
Safety & Discipline Indicators (SDI)
2004-2005 Suspensions and Expulsions Report
Incident Rate and Reasons by School Type

Page: 88
File: sdi

Cnty/Dist/Sch	Type	Students Dscplned	EOY Stu Ct	% Rate	Drug Violations	Alcohol Violations	Tobacco Violations	Assaults/ Fights	Dangerous Weapons	Robbery	Other Felony	Disobey/ Defiant	Detrement Behavior	Destroy Property	Re Inte
MORGAN															
2515 WIGGINS RE-50 (J)															
Elementary	Susp.	16	342	4.7	0	0	0	0	0	0	0	8	4	1	
	Expl.	0	342	0.0	0	0	0	0	0	0	0	0	0	0	
	RLE.	0	342	0.0	0	0	0	0	0	0	0	0	0	0	
	Oth.	11	342	3.2	0	0	0	0	4	0	0	0	0	0	
Jr./Middle	Susp.	0	0	0.0	0	0	0	0	0	0	0	0	0	0	
	Expl.	0	0	0.0	0	0	0	0	0	0	0	0	0	0	
	RLE.	0	0	0.0	0	0	0	0	0	0	0	0	0	0	
	Oth.	0	0	0.0	0	0	0	0	0	0	0	0	0	0	
Senior	Susp.	26	258	10.1	0	0	0	5	0	1	0	2	14	0	
	Expl.	3	258	1.2	0	0	0	0	2	0	0	0	1	0	
	RLE.	1	258	0.4	0	0	0	0	0	1	0	0	0	0	
	Oth.	48	258	18.6	0	0	0	0	0	0	0	0	12	0	
2515 District Totals:															
	Susp.	42	600	7.0	0	0	1	5	0	1	0	10	18	1	
	Expl.	3	600	0.5	0	0	0	0	2	0	0	0	1	0	
	RLE.	1	600	0.2	0	0	0	0	0	1	0	0	0	0	
	Oth.	59	600	9.8	0	0	0	0	4	0	0	0	12	0	
MORGAN Totals:															
	Susp.	1115	5632	19.8	11	12	17	15	5	1	0	86	114	8	
	Expl.	9	5632	0.2	3	0	0	0	4	0	0	1	1	0	
	RLE.	33	5632	0.6	1	4	0	0	2	1	0	0	20	0	
	Oth.	163	5632	2.9	0	0	1	0	4	0	0	26	25	0	




01/19/2007
11:15

Colorado Department of Education
Safety & Discipline Indicators (SDI)
2004-2005 Suspensions and Expulsions Report
Incident Rate and Reasons by School Type

Page: 89
File: sdi

Cnty/Dist/Sch	Type	Students Dscplned	EOY Stu Ct	% Rate	Drug Violations	Alcohol Violations	Tobacco Violations	Assaults/ Fights	Dangerous Weapons	Robbery	Other Felony	Disobey/ Defiant	Detrement Behavior	Destroy Property	Re Inte
OTERO															
2520 EAST OTERO R-1															
Elementary	Susp.	40	697	5.7	0	0	0	0	1	0	0	3	36	0	
	Expl.	0	697	0.0	0	0	0	0	0	0	0	0	0	0	
	RLE.	0	697	0.0	0	0	0	0	0	0	0	0	0	0	
	Oth.	0	697	0.0	0	0	0	0	0	0	0	0	0	0	
Jr./Middle	Susp.	109	418	26.1	0	0	0	0	0	0	0	39	56	1	
	Expl.	0	418	0.0	0	0	0	0	0	0	0	0	0	0	
	RLE.	2	418	0.5	0	0	0	0	0	0	0	0	2	0	
	Oth.	0	418	0.0	0	0	0	0	0	0	0	0	0	0	
Senior	Susp.	56	483	11.6	2	1	3	1	0	0	0	18	30	0	
	Expl.	0	483	0.0	0	0	0	0	0	0	0	0	0	0	
	RLE.	0	483	0.0	0	0	0	0	0	0	0	0	0	0	
	Oth.	29	483	6.0	0	0	0	1	0	0	0	17	11	0	
2520 District Totals:															
	Susp.	205	1598	12.8	2	1	3	1	1	0	0	60	122	1	
	Expl.	0	1598	0.0	0	0	0	0	0	0	0	0	0	0	
	RLE.	2	1598	0.1	0	0	0	0	0	0	0	0	2	0	
	Oth.	29	1598	1.8	0	0	0	1	0	0	0	17	11	0	
2530 ROCKY FORD R-2															
Elementary	Susp.	98	421	23.3	0	0	0	0	0	0	0	0	0	0	
	Expl.	2	421	0.5	0	0	0	0	2	0	0	0	0	0	
	RLE.	0	421	0.0	0	0	0	0	0	0	0	0	0	0	
	Oth.	0	421	0.0	0	0	0	0	0	0	0	0	0	0	
Jr./Middle	Susp.	168	227	74.0	3	0	3	0	0	0	0	4	0	2	
	Expl.	3	227	1.3	0	0	0	0	0	0	0	3	0	0	
	RLE.	0	227	0.0	0	0	0	0	0	0	0	0	0	0	
	Oth.	0	227	0.0	0	0	0	0	0	0	0	0	0	0	
Senior	Susp.	125	214	58.4	9	0	3	0	0	0	20	2	0		



sdisuspexpl.lis

1/19/2007

Expl.	2	214	0.9	0	0	0	0	0	0	0	0	0	0	0
RLE.	0	214	0.0	0	0	0	0	0	0	0	0	0	0	0
Oth.	0	214	0.0	0	0	0	0	0	0	0	0	0	0	0

2530 District Totals:

Susp.	391	862	45.4	12	0	6	0	0	0	0	24	2	2
Expl.	7	862	0.8	0	0	0	0	2	0	0	3	0	0
RLE.	0	862	0.0	0	0	0	0	0	0	0	0	0	0
Oth.	0	862	0.0	0	0	0	0	0	0	0	0	0	0




01/19/2007
11:15

Colorado Department of Education
Safety & Discipline Indicators (SDI)
2004-2005 Suspensions and Expulsions Report
Incident Rate and Reasons by School Type

Page: 90
File: sdi

Cnty/Dist/Sch	Type	Students Dscplned	EOY Stu Ct	% Rate	Drug Violations	Alcohol Violations	Tobacco Violations	Assaults/ Fights	Dangerous Weapons	Robbery	Other Felony	Disobey/ Defiant	Detrement Behavior	Destroy Property	Re Inte
OTERO															
2535 MANZANOLA 3J															
Elementary	Susp.	4	93	4.3	0	0	0	0	1	0	0	3	0	0	
	Expl.	0	93	0.0	0	0	0	0	0	0	0	0	0	0	
	RLE.	0	93	0.0	0	0	0	0	0	0	0	0	0	0	
	Oth.	21	93	22.6	0	0	0	2	0	0	0	11	0	0	
Jr./Middle	Susp.	0	0	0.0	0	0	0	0	0	0	0	0	0	0	
	Expl.	0	0	0.0	0	0	0	0	0	0	0	0	0	0	
	RLE.	0	0	0.0	0	0	0	0	0	0	0	0	0	0	
	Oth.	0	0	0.0	0	0	0	0	0	0	0	0	0	0	
Senior	Susp.	34	80	42.5	1	0	0	0	0	0	0	5	5	0	
	Expl.	0	80	0.0	0	0	0	0	0	0	0	0	0	0	
	RLE.	1	80	1.3	1	0	0	0	0	0	0	0	0	0	
	Oth.	37	80	46.3	0	0	0	0	0	0	0	8	9	0	
2535 District Totals:															
	Susp.	38	173	22.0	1	0	0	0	1	0	0	8	5	0	
	Expl.	0	173	0.0	0	0	0	0	0	0	0	0	0	0	
	RLE.	1	173	0.6	1	0	0	0	0	0	0	0	0	0	
	Oth.	58	173	33.5	0	0	0	2	0	0	0	19	9	0	
2540 FOWLER R-4J															
Elementary	Susp.	10	198	5.1	2	0	0	1	0	0	0	5	0	0	
	Expl.	0	198	0.0	0	0	0	0	0	0	0	0	0	0	
	RLE.	2	198	1.0	2	0	0	0	0	0	0	0	0	0	
	Oth.	0	198	0.0	0	0	0	0	0	0	0	0	0	0	
Jr./Middle	Susp.	5	55	9.1	0	0	0	0	0	0	0	0	0	0	
	Expl.	0	55	0.0	0	0	0	0	0	0	0	0	0	0	
	RLE.	0	55	0.0	0	0	0	0	0	0	0	0	0	0	
	Oth.	0	55	0.0	0	0	0	0	0	0	0	0	0	0	
Senior	Susp.	6	100	6.0	0	0	1	2	0	0	0	0	0	0	



sdisuspexpl.lis

1/19/2007

Expl.	5	100	5.0	4	0	0	0	0	0	0	0	0	0	0
RLE.	4	100	4.0	4	0	0	0	0	0	0	0	0	0	0
Oth.	0	100	0.0	0	0	0	0	0	0	0	0	0	0	0

2540 District Totals:

Susp.	21	353	5.9	2	0	1	3	0	0	0	5	0	0	0
Expl.	5	353	1.4	4	0	0	0	0	0	0	0	0	0	0
RLE.	6	353	1.7	6	0	0	0	0	0	0	0	0	0	0
Oth.	0	353	0.0	0	0	0	0	0	0	0	0	0	0	0




01/19/2007
11:15

Colorado Department of Education
Safety & Discipline Indicators (SDI)
2004-2005 Suspensions and Expulsions Report
Incident Rate and Reasons by School Type

Page: 91
File: sdi

Cnty/Dist/Sch	Type	Students Dscplned	EOY Stu Ct	% Rate	Drug Violations	Alcohol Violations	Tobacco Violations	Assaults/ Fights	Dangerous Weapons	Robbery	Other Felony	Disobey/ Defiant	Detrement Behavior	Destroy Property	Re Inte
OTERO															
2560 CHERAW 31															
Elementary	Susp.	1	106	0.9	0	0	0	0	0	0	0	0	1	0	
	Expl.	0	106	0.0	0	0	0	0	0	0	0	0	0	0	
	RLE.	0	106	0.0	0	0	0	0	0	0	0	0	0	0	
	Oth.	7	106	6.6	0	0	0	1	0	0	0	2	4	0	
Jr./Middle	Susp.	13	54	24.1	0	0	0	4	0	0	0	0	2	0	
	Expl.	0	54	0.0	0	0	0	0	0	0	0	0	0	0	
	RLE.	0	54	0.0	0	0	0	0	0	0	0	0	0	0	
	Oth.	0	54	0.0	0	0	0	0	0	0	0	0	0	0	
Senior	Susp.	38	52	73.1	0	0	0	2	0	1	0	13	9	1	
	Expl.	0	52	0.0	0	0	0	0	0	0	0	0	0	0	
	RLE.	1	52	1.9	1	0	0	0	0	0	0	0	0	0	
	Oth.	0	52	0.0	0	0	0	0	0	0	0	0	0	0	
2560 District Totals:															
	Susp.	52	212	24.5	0	0	0	6	0	1	0	13	12	1	
	Expl.	0	212	0.0	0	0	0	0	0	0	0	0	0	0	
	RLE.	1	212	0.5	1	0	0	0	0	0	0	0	0	0	
	Oth.	7	212	3.3	0	0	0	1	0	0	0	2	4	0	
2570 SWINK 33															
Elementary	Susp.	3	213	1.4	0	0	0	0	0	0	0	0	2	0	
	Expl.	0	213	0.0	0	0	0	0	0	0	0	0	0	0	
	RLE.	0	213	0.0	0	0	0	0	0	0	0	0	0	0	
	Oth.	5	213	2.3	0	0	0	0	0	0	0	0	3	0	
Jr./Middle	Susp.	0	0	0.0	0	0	0	0	0	0	0	0	0	0	
	Expl.	0	0	0.0	0	0	0	0	0	0	0	0	0	0	
	RLE.	0	0	0.0	0	0	0	0	0	0	0	0	0	0	
	Oth.	0	0	0.0	0	0	0	0	0	0	0	0	0	0	
Senior	Susp.	6	165	3.6	0	0	1	0	0	0	0	4	0		



sdisuspexpl.lis

1/19/2007

Expl.	0	165	0.0	0	0	0	0	0	0	0	0	0	0	0
RLE.	1	165	0.6	0	0	0	0	0	0	0	0	1	0	0
Oth.	17	165	10.3	0	0	0	0	0	0	0	2	9	2	2

2570 District Totals:

Susp.	9	378	2.4	0	0	1	0	0	0	0	0	6	0	0
Expl.	0	378	0.0	0	0	0	0	0	0	0	0	0	0	0
RLE.	1	378	0.3	0	0	0	0	0	0	0	0	1	0	0
Oth.	22	378	5.8	0	0	0	0	0	0	0	2	12	2	2



01/19/2007
11:15

Colorado Department of Education
Safety & Discipline Indicators (SDI)
2004-2005 Suspensions and Expulsions Report
Incident Rate and Reasons by School Type

Page: 92
File: sdi

Cnty/Dist/Sch	Type	Students Dscplned	EOY Stu Ct	% Rate	Drug Violations	Alcohol Violations	Tobacco Violations	Assaults/ Fights	Dangerous Weapons	Robbery	Other Felony	Disobey/ Defiant	Detrement Behavior	Destroy Property	Re Inte
OTERO															
OTERO Totals:															
	Susp.	716	3576	20.0	17	1	11	10	2	1	0	110	147	4	
	Expl.	12	3576	0.3	4	0	0	0	2	0	0	3	0	0	
	RLE.	11	3576	0.3	8	0	0	0	0	0	0	0	3	0	
	Oth.	116	3576	3.2	0	0	0	4	0	0	0	40	36	2	




01/19/2007
11:15

Colorado Department of Education
Safety & Discipline Indicators (SDI)
2004-2005 Suspensions and Expulsions Report
Incident Rate and Reasons by School Type

Page: 93
File: sdi

Cnty/Dist/Sch	Type	Students Dscplned	EOY Stu Ct	% Rate	Drug Violations	Alcohol Violations	Tobacco Violations	Assaults/ Fights	Dangerous Weapons	Robbery	Other Felony	Disobey/ Defiant	Detrement Behavior	Destroy Property	Re Inte
OURAY															
2580 OURAY R-1															
Elementary	Susp.	0	164	0.0	0	0	0	0	0	0	0	0	0	0	0
	Expl.	0	164	0.0	0	0	0	0	0	0	0	0	0	0	0
	RLE.	0	164	0.0	0	0	0	0	0	0	0	0	0	0	0
	Oth.	10	164	6.1	0	0	0	0	0	0	0	7	0	0	0
Jr./Middle	Susp.	1	46	2.2	0	0	0	0	0	0	0	0	1	0	0
	Expl.	0	46	0.0	0	0	0	0	0	0	0	0	0	0	0
	RLE.	0	46	0.0	0	0	0	0	0	0	0	0	0	0	0
	Oth.	19	46	41.3	0	0	0	0	0	0	0	17	0	0	0
Senior	Susp.	2	64	3.1	0	0	0	0	1	0	0	0	0	0	0
	Expl.	0	64	0.0	0	0	0	0	0	0	0	0	0	0	0
	RLE.	0	64	0.0	0	0	0	0	0	0	0	0	0	0	0
	Oth.	5	64	7.8	0	0	0	1	0	2	0	0	0	0	0
2580 District Totals:															
	Susp.	3	274	1.1	0	0	0	0	1	0	0	0	1	0	0
	Expl.	0	274	0.0	0	0	0	0	0	0	0	0	0	0	0
	RLE.	0	274	0.0	0	0	0	0	0	0	0	0	0	0	0
	Oth.	34	274	12.4	0	0	0	1	0	2	0	24	0	0	0
2590 RIDGWAY R-2															
Elementary	Susp.	8	147	5.4	0	0	0	6	0	0	0	1	0	0	0
	Expl.	0	147	0.0	0	0	0	0	0	0	0	0	0	0	0
	RLE.	0	147	0.0	0	0	0	0	0	0	0	0	0	0	0
	Oth.	3	147	2.0	0	0	0	0	0	0	0	3	0	0	0
Jr./Middle	Susp.	30	66	45.5	0	0	0	6	0	1	0	8	6	0	0
	Expl.	1	66	1.5	0	0	0	0	1	0	0	0	0	0	0
	RLE.	0	66	0.0	0	0	0	0	0	0	0	0	0	0	0
	Oth.	0	66	0.0	0	0	0	0	0	0	0	0	0	0	0
Senior	Susp.	26	83	31.3	0	2	3	2	0	4	0	5	2	0	0



sdisuspexpl.lis

1/19/2007

Expl.	0	83	0.0	0	0	0	0	0	0	0	0	0	0	0
RLE.	2	83	2.4	0	0	0	0	0	0	0	0	0	0	0
Oth.	0	83	0.0	0	0	0	0	0	0	0	0	0	0	0

2590 District Totals:

Susp.	64	296	21.6	0	2	3	14	0	5	0	14	8	0	0
Expl.	1	296	0.3	0	0	0	0	1	0	0	0	0	0	0
RLE.	2	296	0.7	0	0	0	0	1	0	0	0	0	0	0
Oth.	3	296	1.0	0	0	0	0	0	0	0	3	0	0	0



01/19/2007
11:15

Colorado Department of Education
Safety & Discipline Indicators (SDI)
2004-2005 Suspensions and Expulsions Report
Incident Rate and Reasons by School Type

Page: 94
File: sdi

Cnty/Dist/Sch	Type	Students Dscplned	EOY Stu Ct	% Rate	Drug Violations	Alcohol Violations	Tobacco Violations	Assaults/ Fights	Dangerous Weapons	Robbery	Other Felony	Disobey/ Defiant	Detrement Behavior	Destroy Property	Re Inte
OURAY															
OURAY Totals:															
	Susp.	67	570	11.8	0	2	3	14	1	5	0	14	9	0	
	Expl.	1	570	0.2	0	0	0	0	1	0	0	0	0	0	
	RLE.	2	570	0.4	0	0	0	0	0	0	0	0	0	0	
	Oth.	37	570	6.5	0	0	0	1	0	2	0	27	0	0	




01/19/2007
11:15

Colorado Department of Education
Safety & Discipline Indicators (SDI)
2004-2005 Suspensions and Expulsions Report
Incident Rate and Reasons by School Type

Page: 95
File: sdi

Cnty/Dist/Sch	Type	Students Dscplned	EOY Stu Ct	% Rate	Drug Violations	Alcohol Violations	Tobacco Violations	Assaults/ Fights	Dangerous Weapons	Robbery	Other Felony	Disobey/ Defiant	Detrement Behavior	Destroy Property	Re Inte
PARK															
2600 PLATTE CANYON 1															
Elementary	Susp.	87	614	14.2	0	0	0	0	0	0	0	77	0	0	
	Expl.	0	614	0.0	0	0	0	0	0	0	0	0	0	0	
	RLE.	0	614	0.0	0	0	0	0	0	0	0	0	0	0	
	Oth.	0	614	0.0	0	0	0	0	0	0	0	0	0	0	
Jr./Middle	Susp.	90	353	25.5	0	0	0	15	1	6	0	17	21	0	
	Expl.	6	353	1.7	6	0	0	0	0	0	0	0	0	0	
	RLE.	6	353	1.7	6	0	0	0	0	0	0	0	0	0	
	Oth.	23	353	6.5	0	0	0	0	0	0	0	3	15	0	
Senior	Susp.	115	396	29.0	3	0	0	20	1	0	0	34	1	7	
	Expl.	0	396	0.0	0	0	0	0	0	0	0	0	0	0	
	RLE.	16	396	4.0	3	0	0	7	1	0	0	4	0	1	
	Oth.	329	396	83.1	0	0	0	0	0	0	0	0	0	0	
2600 District Totals:															
	Susp.	292	1363	21.4	3	0	9	35	2	6	0	128	22	7	
	Expl.	6	1363	0.4	6	0	0	0	0	0	0	0	0	0	
	RLE.	22	1363	1.6	9	0	0	7	1	0	0	4	0	1	
	Oth.	352	1363	25.8	0	0	2	0	0	0	0	3	15	0	
2610 PARK COUNTY RE-2															
Elementary	Susp.	49	423	11.6	0	0	0	2	0	0	0	12	27	4	
	Expl.	0	423	0.0	0	0	0	0	0	0	0	0	0	0	
	RLE.	0	423	0.0	0	0	0	0	0	0	0	0	0	0	
	Oth.	0	423	0.0	0	0	0	0	0	0	0	0	0	0	
Jr./Middle	Susp.	79	113	69.9	0	0	1	9	0	0	0	21	10	0	
	Expl.	0	113	0.0	0	0	0	0	0	0	0	0	0	0	
	RLE.	0	113	0.0	0	0	0	0	0	0	0	0	0	0	
	Oth.	0	113	0.0	0	0	0	0	0	0	0	0	0	0	
Senior	Susp.	76	111	68.5	2	3	2	3	2	0	20	8	2		



sdisuspexpl.lis

1/19/2007

Expl.	5	111	4.5	0	0	0	0	4	0	0	1	0	0
RLE.	10	111	9.0	2	3	0	0	5	0	0	0	0	0
Oth.	11	111	9.9	0	0	1	0	0	0	0	5	1	0

2610 District Totals:

Susp.	204	647	31.5	2	3	3	14	2	0	0	53	45	6
Expl.	5	647	0.8	0	0	0	0	4	0	0	1	0	0
RLE.	10	647	1.5	2	3	0	0	5	0	0	0	0	0
Oth.	11	647	1.7	0	0	1	0	0	0	0	5	1	0



01/19/2007
11:15

Colorado Department of Education
Safety & Discipline Indicators (SDI)
2004-2005 Suspensions and Expulsions Report
Incident Rate and Reasons by School Type

Page: 96
File: sdi

Cnty/Dist/Sch	Type	Students Dscplned	EOY Stu Ct	% Rate	Drug Violations	Alcohol Violations	Tobacco Violations	Assaults/ Fights	Dangerous Weapons	Robbery	Other Felony	Disobey/ Defiant	Detrement Behavior	Destroy Property	Re Inte
PARK															
PARK Totals:															
	Susp.	496	2010	24.7	5	3	12	49	4	6	0	181	67	13	
	Expl.	11	2010	0.5	6	0	0	0	4	0	0	1	0	0	
	RLE.	32	2010	1.6	11	3	0	7	6	0	0	4	0	1	
	Oth.	363	2010	18.1	0	0	3	0	0	0	0	8	16	0	




01/19/2007
11:15

Colorado Department of Education
Safety & Discipline Indicators (SDI)
2004-2005 Suspensions and Expulsions Report
Incident Rate and Reasons by School Type

Page: 97
File: sdi

Cnty/Dist/Sch	Type	Students Dscplned	EOY Stu Ct	% Rate	Drug Violations	Alcohol Violations	Tobacco Violations	Assaults/ Fights	Dangerous Weapons	Robbery	Other Felony	Disobey/ Defiant	Detrement Behavior	Destroy Property	Re Inte
PHILLIPS															
2620 HOLYOKE RE-1J															
Elementary	Susp.	8	368	2.2	0	0	0	1	0	0	0	0	0	0	0
	Expl.	0	368	0.0	0	0	0	0	0	0	0	0	0	0	0
	RLE.	0	368	0.0	0	0	0	0	0	0	0	0	0	0	0
	Oth.	0	368	0.0	0	0	0	0	0	0	0	0	0	0	0
Jr./Middle	Susp.	0	0	0.0	0	0	0	0	0	0	0	0	0	0	0
	Expl.	0	0	0.0	0	0	0	0	0	0	0	0	0	0	0
	RLE.	0	0	0.0	0	0	0	0	0	0	0	0	0	0	0
	Oth.	0	0	0.0	0	0	0	0	0	0	0	0	0	0	0
Senior	Susp.	32	272	11.8	0	1	0	9	0	3	0	8	2	1	0
	Expl.	2	272	0.7	0	0	0	2	0	0	0	0	0	0	0
	RLE.	0	272	0.0	0	0	0	0	0	0	0	0	0	0	0
	Oth.	0	272	0.0	0	0	0	0	0	0	0	0	0	0	0
2620 District Totals:															
	Susp.	40	640	6.3	0	1	0	10	0	3	0	8	2	1	0
	Expl.	2	640	0.3	0	0	0	2	0	0	0	0	0	0	0
	RLE.	0	640	0.0	0	0	0	0	0	0	0	0	0	0	0
	Oth.	0	640	0.0	0	0	0	0	0	0	0	0	0	0	0
2630 HAXTUN RE-2J															
Elementary	Susp.	19	212	9.0	0	0	0	1	0	0	0	10	6	0	0
	Expl.	0	212	0.0	0	0	0	0	0	0	0	0	0	0	0
	RLE.	0	212	0.0	0	0	0	0	0	0	0	0	0	0	0
	Oth.	12	212	5.7	0	0	0	0	0	0	0	0	12	0	0
Jr./Middle	Susp.	0	0	0.0	0	0	0	0	0	0	0	0	0	0	0
	Expl.	0	0	0.0	0	0	0	0	0	0	0	0	0	0	0
	RLE.	0	0	0.0	0	0	0	0	0	0	0	0	0	0	0
	Oth.	0	0	0.0	0	0	0	0	0	0	0	0	0	0	0
Senior	Susp.	18	72	25.0	0	0	0	0	0	0	12	3	0	0	



sdisuspexpl.lis

1/19/2007

Expl.	0	72	0.0	0	0	0	0	0	0	0	0	0	0	0
RLE.	0	72	0.0	0	0	0	0	0	0	0	0	0	0	0
Oth.	31	72	43.1	0	0	0	0	0	0	0	5	9	4	4

2630 District Totals:

Susp.	37	284	13.0	0	0	0	1	0	0	0	22	9	0	0
Expl.	0	284	0.0	0	0	0	0	0	0	0	0	0	0	0
RLE.	0	284	0.0	0	0	0	0	0	0	0	0	0	0	0
Oth.	43	284	15.1	0	0	0	0	0	0	0	5	21	4	4



01/19/2007
11:15

Colorado Department of Education
Safety & Discipline Indicators (SDI)
2004-2005 Suspensions and Expulsions Report
Incident Rate and Reasons by School Type

Page: 98
File: sdi

Cnty/Dist/Sch	Type	Students Dscplned	EOY Stu Ct	% Rate	Drug Violations	Alcohol Violations	Tobacco Violations	Assaults/ Fights	Dangerous Weapons	Robbery	Other Felony	Disobey/ Defiant	Detrement Behavior	Destroy Property	Re Inte
PHILLIPS															
PHILLIPS Totals:															
	Susp.	77	924	8.3	0	1	0	11	0	3	0	30	11	1	
	Expl.	2	924	0.2	0	0	0	2	0	0	0	0	0	0	
	RLE.	0	924	0.0	0	0	0	0	0	0	0	0	0	0	
	Oth.	43	924	4.7	0	0	0	0	0	0	0	5	21	4	




01/19/2007
11:15

Colorado Department of Education
Safety & Discipline Indicators (SDI)
2004-2005 Suspensions and Expulsions Report
Incident Rate and Reasons by School Type

Page: 99
File: sdi

Cnty/Dist/Sch	Type	Students Dscplned	EOY Stu Ct	% Rate	Drug Violations	Alcohol Violations	Tobacco Violations	Assaults/ Fights	Dangerous Weapons	Robbery	Other Felony	Disobey/ Defiant	Detrement Behavior	Destroy Property	Re Inte
PITKIN															
2640 ASPEN 1															
Elementary	Susp.	66	648	10.2	0	0	0	0	0	0	0	7	53	0	
	Expl.	0	648	0.0	0	0	0	0	0	0	0	0	0	0	
	RLE.	0	648	0.0	0	0	0	0	0	0	0	0	0	0	
	Oth.	0	648	0.0	0	0	0	0	0	0	0	0	0	0	
Jr./Middle	Susp.	73	440	16.6	0	0	0	6	0	1	0	51	0	0	
	Expl.	0	440	0.0	0	0	0	0	0	0	0	0	0	0	
	RLE.	1	440	0.2	0	0	0	0	0	1	0	0	0	0	
	Oth.	0	440	0.0	0	0	0	0	0	0	0	0	0	0	
Senior	Susp.	25	439	5.7	0	7	0	0	0	0	0	3	0	0	
	Expl.	0	439	0.0	0	0	0	0	0	0	0	0	0	0	
	RLE.	13	439	3.0	0	7	0	0	0	0	0	0	0	0	
	Oth.	0	439	0.0	0	0	0	0	0	0	0	0	0	0	
2640 District Totals:															
	Susp.	164	1527	10.7	0	7	0	6	0	1	0	61	53	0	
	Expl.	0	1527	0.0	0	0	0	0	0	0	0	0	0	0	
	RLE.	14	1527	0.9	0	7	0	0	0	1	0	0	0	0	
	Oth.	0	1527	0.0	0	0	0	0	0	0	0	0	0	0	
PITKIN Totals:															
	Susp.	164	1527	10.7	0	7	0	6	0	1	0	61	53	0	
	Expl.	0	1527	0.0	0	0	0	0	0	0	0	0	0	0	
	RLE.	14	1527	0.9	0	7	0	0	0	1	0	0	0	0	
	Oth.	0	1527	0.0	0	0	0	0	0	0	0	0	0	0	




01/19/2007
11:15

Colorado Department of Education
Safety & Discipline Indicators (SDI)
2004-2005 Suspensions and Expulsions Report
Incident Rate and Reasons by School Type

Page: 100
File: sdi

Cnty/Dist/Sch	Type	Students Dscplned	EOY Stu Ct	% Rate	Drug Violations	Alcohol Violations	Tobacco Violations	Assaults/ Fights	Dangerous Weapons	Robbery	Other Felony	Disobey/ Defiant	Detrement Behavior	Destroy Property	Re Inte
PROWERS															
2650 GRANADA RE-1															
Elementary	Susp.	1	160	0.6	0	0	0	0	0	0	0	1	0	0	
	Expl.	0	160	0.0	0	0	0	0	0	0	0	0	0	0	
	RLE.	0	160	0.0	0	0	0	0	0	0	0	0	0	0	
	Oth.	124	160	77.5	0	0	0	0	0	0	0	10	0	0	
Jr./Middle	Susp.	0	0	0.0	0	0	0	0	0	0	0	0	0	0	
	Expl.	0	0	0.0	0	0	0	0	0	0	0	0	0	0	
	RLE.	0	0	0.0	0	0	0	0	0	0	0	0	0	0	
	Oth.	0	0	0.0	0	0	0	0	0	0	0	0	0	0	
Senior	Susp.	23	129	17.8	0	0	0	6	0	0	0	4	0	5	
	Expl.	0	129	0.0	0	0	0	0	0	0	0	0	0	0	
	RLE.	0	129	0.0	0	0	0	0	0	0	0	0	0	0	
	Oth.	135	129	104.7	0	0	0	0	0	0	0	6	0	0	
2650 District Totals:															
	Susp.	24	289	8.3	0	0	0	6	0	0	0	5	0	5	
	Expl.	0	289	0.0	0	0	0	0	0	0	0	0	0	0	
	RLE.	0	289	0.0	0	0	0	0	0	0	0	0	0	0	
	Oth.	259	289	89.6	0	0	0	0	0	0	16	0	0	0	
2660 LAMAR RE-2															
Elementary	Susp.	88	912	9.6	0	0	0	1	0	0	0	42	22	0	
	Expl.	0	912	0.0	0	0	0	0	0	0	0	0	0	0	
	RLE.	0	912	0.0	0	0	0	0	0	0	0	0	0	0	
	Oth.	6	912	0.7	0	0	0	3	0	0	0	3	0	0	
Jr./Middle	Susp.	145	403	36.0	2	0	1	0	0	0	0	26	102	6	
	Expl.	1	403	0.2	0	0	0	0	0	0	0	0	0	0	
	RLE.	11	403	2.7	2	0	1	0	0	0	0	0	4	4	
	Oth.	2	403	0.5	0	0	0	0	0	0	0	0	0	0	
Senior	Susp.	106	475	22.3	3	1	0	11	0	0	0	38	3	0	



sdisuspexpl.lis

1/19/2007

Expl.	6	475	1.3	0	0	0	1	2	0	0	3	0	0
RLE.	14	475	2.9	0	0	0	12	2	0	0	0	0	0
Oth.	62	475	13.1	0	0	3	0	0	0	0	34	1	0

2660 District Totals:

Susp.	339	1790	18.9	5	1	1	12	0	0	0	106	127	6
Expl.	7	1790	0.4	0	0	0	1	2	0	0	3	0	0
RLE.	25	1790	1.4	2	0	1	12	2	0	0	0	4	4
Oth.	70	1790	3.9	0	0	3	3	0	0	0	37	1	0




01/19/2007
11:15

Colorado Department of Education
Safety & Discipline Indicators (SDI)
2004-2005 Suspensions and Expulsions Report
Incident Rate and Reasons by School Type

Page: 101
File: sdi

Cnty/Dist/Sch	Type	Students Dscplned	EOY Stu Ct	% Rate	Drug Violations	Alcohol Violations	Tobacco Violations	Assaults/ Fights	Dangerous Weapons	Robbery	Other Felony	Disobey/ Defiant	Detrement Behavior	Destroy Property	Re Inte
PROWERS															
2670 HOLLY RE-3															
Elementary	Susp.	4	185	2.2	0	0	1	0	0	0	0	2	1	0	
	Expl.	0	185	0.0	0	0	0	0	0	0	0	0	0	0	
	RLE.	0	185	0.0	0	0	0	0	0	0	0	0	0	0	
	Oth.	0	185	0.0	0	0	0	0	0	0	0	0	0	0	
Jr./Middle	Susp.	0	0	0.0	0	0	0	0	0	0	0	0	0	0	
	Expl.	0	0	0.0	0	0	0	0	0	0	0	0	0	0	
	RLE.	0	0	0.0	0	0	0	0	0	0	0	0	0	0	
	Oth.	0	0	0.0	0	0	0	0	0	0	0	0	0	0	
Senior	Susp.	21	146	14.4	0	0	0	3	0	0	0	2	1	0	
	Expl.	0	146	0.0	0	0	0	0	0	0	0	0	0	0	
	RLE.	0	146	0.0	0	0	0	0	0	0	0	0	0	0	
	Oth.	0	146	0.0	0	0	0	0	0	0	0	0	0	0	
2670 District Totals:															
	Susp.	25	331	7.6	0	0	3	3	0	0	0	4	2	0	
	Expl.	0	331	0.0	0	0	0	0	0	0	0	0	0	0	
	RLE.	0	331	0.0	0	0	0	0	0	0	0	0	0	0	
	Oth.	0	331	0.0	0	0	0	0	0	0	0	0	0	0	
2680 WILEY RE-13 JT															
Elementary	Susp.	4	158	2.5	0	0	0	2	0	0	0	2	0	0	
	Expl.	0	158	0.0	0	0	0	0	0	0	0	0	0	0	
	RLE.	0	158	0.0	0	0	0	0	0	0	0	0	0	0	
	Oth.	0	158	0.0	0	0	0	0	0	0	0	0	0	0	
Jr./Middle	Susp.	0	0	0.0	0	0	0	0	0	0	0	0	0	0	
	Expl.	0	0	0.0	0	0	0	0	0	0	0	0	0	0	
	RLE.	0	0	0.0	0	0	0	0	0	0	0	0	0	0	
	Oth.	0	0	0.0	0	0	0	0	0	0	0	0	0	0	
Senior	Susp.	20	149	13.4	0	1	0	7	0	0	0	3	2	0	



sdisuspexpl.lis

1/19/2007

Expl.	0	149	0.0	0	0	0	0	0	0	0	0	0	0	0
RLE.	0	149	0.0	0	0	0	0	0	0	0	0	0	0	0
Oth.	0	149	0.0	0	0	0	0	0	0	0	0	0	0	0

2680 District Totals:

Susp.	24	307	7.8	0	1	0	9	0	0	0	5	2	0
Expl.	0	307	0.0	0	0	0	0	0	0	0	0	0	0
RLE.	0	307	0.0	0	0	0	0	0	0	0	0	0	0
Oth.	0	307	0.0	0	0	0	0	0	0	0	0	0	0



01/19/2007
11:15

Colorado Department of Education
Safety & Discipline Indicators (SDI)
2004-2005 Suspensions and Expulsions Report
Incident Rate and Reasons by School Type

Page: 102
File: sdi

Cnty/Dist/Sch	Type	Students Dscplned	EOY Stu Ct	% Rate	Drug Violations	Alcohol Violations	Tobacco Violations	Assaults/ Fights	Dangerous Weapons	Robbery	Other Felony	Disobey/ Defiant	Detrement Behavior	Destroy Property	Re Inte
PROWERS															
PROWERS Totals:															
	Susp.	412	2717	15.2	5	2	4	30	0	0	0	120	131	11	
	Expl.	7	2717	0.3	0	0	0	1	2	0	0	3	0	0	
	RLE.	25	2717	0.9	2	0	1	12	2	0	0	0	4	4	
	Oth.	329	2717	12.1	0	0	3	3	0	0	0	53	1	0	




01/19/2007
11:15

Colorado Department of Education
Safety & Discipline Indicators (SDI)
2004-2005 Suspensions and Expulsions Report
Incident Rate and Reasons by School Type

Page: 103
File: sdi

Cnty/Dist/Sch	Type	Students Dscplned	EOY Stu Ct	% Rate	Drug Violations	Alcohol Violations	Tobacco Violations	Assaults/ Fights	Dangerous Weapons	Robbery	Other Felony	Disobey/ Defiant	Detrement Behavior	Destroy Property	Re Inte
PUEBLO															
2690 PUEBLO CITY 60															
Elementary	Susp.	562	9049	6.2	7	0	3	0	29	0	0	115	79	2	
	Expl.	7	9049	0.1	0	2	0	0	3	0	0	0	0	0	
	RLE.	28	9049	0.3	4	0	0	0	1	0	0	3	2	0	
	Oth.	0	9049	0.0	0	0	0	0	0	0	0	0	0	0	
Jr./Middle	Susp.	1052	3713	28.3	38	6	9	0	15	1	0	206	79	6	
	Expl.	21	3713	0.6	0	0	0	1	8	0	0	0	2	0	
	RLE.	189	3713	5.1	25	6	9	0	6	1	0	4	25	3	
	Oth.	0	3713	0.0	0	0	0	0	0	0	0	0	0	0	
Senior	Susp.	2202	6436	34.2	82	17	12	0	11	0	1	241	44	5	
	Expl.	17	6436	0.3	3	0	0	0	8	0	2	1	0	0	
	RLE.	264	6436	4.1	47	14	5	0	8	0	1	11	18	2	
	Oth.	0	6436	0.0	0	0	0	0	0	0	0	0	0	0	
2690 District Totals:															
	Susp.	3816	19198	19.9	127	23	24	0	55	1	1	562	202	13	
	Expl.	45	19198	0.2	3	2	0	1	19	0	2	1	2	0	
	RLE.	481	19198	2.5	76	20	14	0	17	1	1	18	45	5	
	Oth.	0	19198	0.0	0	0	0	0	0	0	0	0	0	0	
2700 PUEBLO COUNTY RURAL 70															
Elementary	Susp.	61	3698	1.6	0	0	3	2	12	0	0	22	22	0	
	Expl.	0	3698	0.0	0	0	0	0	0	0	0	0	0	0	
	RLE.	0	3698	0.0	0	0	0	0	0	0	0	0	0	0	
	Oth.	0	3698	0.0	0	0	0	0	0	0	0	0	0	0	
Jr./Middle	Susp.	203	2248	9.0	8	3	7	10	9	0	0	103	63	0	
	Expl.	7	2248	0.3	6	0	0	0	1	0	0	0	0	0	
	RLE.	0	2248	0.0	0	0	0	0	0	0	0	0	0	0	
	Oth.	0	2248	0.0	0	0	0	0	0	0	0	0	0	0	
Senior	Susp.	357	2081	17.2	4	8	45	37	2	0	0	153	79	1	



sdisuspexpl.lis

1/19/2007

Expl.	26	2081	1.2	12	1	0	0	4	0	0	0	9	0
RLE.	16	2081	0.8	9	3	0	1	3	0	0	0	0	0
Oth.	0	2081	0.0	0	0	0	0	0	0	0	0	0	0

2700 District Totals:

Susp.	621	8027	7.7	12	11	55	49	23	0	0	278	164	1
Expl.	33	8027	0.4	18	1	0	0	5	0	0	0	9	0
RLE.	16	8027	0.2	9	3	0	1	4	0	0	0	0	0
Oth.	0	8027	0.0	0	0	0	0	0	0	0	0	0	0



01/19/2007
11:15

Colorado Department of Education
Safety & Discipline Indicators (SDI)
2004-2005 Suspensions and Expulsions Report
Incident Rate and Reasons by School Type

Page: 104
File: sdi

Cnty/Dist/Sch	Type	Students Dscplned	EOY Stu Ct	% Rate	Drug Violations	Alcohol Violations	Tobacco Violations	Assaults/ Fights	Dangerous Weapons	Robbery	Other Felony	Disobey/ Defiant	Detrement Behavior	Destroy Property	Re Inte
PUEBLO															
PUEBLO Totals:															
	Susp.	4437	27225	16.3	139	34	79	49	78	1	1	840	366	14	
	Expl.	78	27225	0.3	21	3	0	1	24	0	2	1	11	0	
	RLE.	497	27225	1.8	85	23	14	1	18	1	1	18	45	5	
	Oth.	0	27225	0.0	0	0	0	0	0	0	0	0	0	0	




01/19/2007
11:15

Colorado Department of Education
Safety & Discipline Indicators (SDI)
2004-2005 Suspensions and Expulsions Report
Incident Rate and Reasons by School Type

Page: 105
File: sdi

Cnty/Dist/Sch	Type	Students Dscplned	EOY Stu Ct	% Rate	Drug Violations	Alcohol Violations	Tobacco Violations	Assaults/ Fights	Dangerous Weapons	Robbery	Other Felony	Disobey/ Defiant	Detrement Behavior	Destroy Property	Re Inte
RIO BLANCO															
2710 MEEKER RE1															
Elementary	Susp.	36	298	12.1	0	0	0	7	0	0	0	0	0	0	0
	Expl.	0	298	0.0	0	0	0	0	0	0	0	0	0	0	0
	RLE.	0	298	0.0	0	0	0	0	0	0	0	0	0	0	0
	Oth.	0	298	0.0	0	0	0	0	0	0	0	0	0	0	0
Jr./Middle	Susp.	1	143	0.7	0	0	0	0	0	0	0	0	1	0	0
	Expl.	0	143	0.0	0	0	0	0	0	0	0	0	0	0	0
	RLE.	1	143	0.7	0	0	0	0	0	0	0	0	0	0	0
	Oth.	0	143	0.0	0	0	0	0	0	0	0	0	0	0	0
Senior	Susp.	24	167	14.4	2	2	0	0	1	0	0	0	0	0	0
	Expl.	0	167	0.0	0	0	0	0	0	0	0	0	0	0	0
	RLE.	6	167	3.6	2	2	0	0	0	0	0	0	0	0	0
	Oth.	0	167	0.0	0	0	0	0	0	0	0	0	0	0	0
2710 District Totals:															
	Susp.	61	608	10.0	2	2	12	7	1	0	0	0	1	0	0
	Expl.	0	608	0.0	0	0	0	0	0	0	0	0	0	0	0
	RLE.	7	608	1.2	2	2	0	0	0	0	0	0	0	0	0
	Oth.	0	608	0.0	0	0	0	0	0	0	0	0	0	0	0
2720 RANGELY RE-4															
Elementary	Susp.	3	247	1.2	0	0	0	0	0	0	0	3	0	0	0
	Expl.	0	247	0.0	0	0	0	0	0	0	0	0	0	0	0
	RLE.	0	247	0.0	0	0	0	0	0	0	0	0	0	0	0
	Oth.	0	247	0.0	0	0	0	0	0	0	0	0	0	0	0
Jr./Middle	Susp.	45	151	29.8	0	0	1	0	0	0	0	4	13	2	0
	Expl.	0	151	0.0	0	0	0	0	0	0	0	0	0	0	0
	RLE.	2	151	1.3	0	0	0	0	0	0	0	0	0	1	0
	Oth.	0	151	0.0	0	0	0	0	0	0	0	0	0	0	0
Senior	Susp.	46	179	25.7	0	0	3	0	0	0	6	9	0	0	



sdisuspexpl.lis

1/19/2007

Expl.	0	179	0.0	0	0	0	0	0	0	0	0	0	0	0
RLE.	7	179	3.9	0	0	0	0	0	0	0	1	1	1	1
Oth.	0	179	0.0	0	0	0	0	0	0	0	0	0	0	0

2720 District Totals:

Susp.	94	577	16.3	0	0	4	0	0	0	0	13	22	2	2
Expl.	0	577	0.0	0	0	0	0	0	0	0	0	0	0	0
RLE.	9	577	1.6	0	0	0	0	0	0	0	1	1	2	2
Oth.	0	577	0.0	0	0	0	0	0	0	0	0	0	0	0



01/19/2007
11:15

Colorado Department of Education
Safety & Discipline Indicators (SDI)
2004-2005 Suspensions and Expulsions Report
Incident Rate and Reasons by School Type

Page: 106
File: sdi

Cnty/Dist/Sch	Type	Students Dscplned	EOY Stu Ct	% Rate	Drug Violations	Alcohol Violations	Tobacco Violations	Assaults/ Fights	Dangerous Weapons	Robbery	Other Felony	Disobey/ Defiant	Detrement Behavior	Destroy Property	Re Inte
RIO BLANCO															
RIO BLANCO Totals:															
	Susp.	155	1185	13.1	2	2	16	7	1	0	0	13	23	2	
	Expl.	0	1185	0.0	0	0	0	0	0	0	0	0	0	0	
	RLE.	16	1185	1.4	2	2	0	0	0	0	0	1	1	2	
	Oth.	0	1185	0.0	0	0	0	0	0	0	0	0	0	0	




01/19/2007
11:15

Colorado Department of Education
Safety & Discipline Indicators (SDI)
2004-2005 Suspensions and Expulsions Report
Incident Rate and Reasons by School Type

Page: 107
File: sdi

Cnty/Dist/Sch	Type	Students Dscplned	EOY Stu Ct	% Rate	Drug Violations	Alcohol Violations	Tobacco Violations	Assaults/ Fights	Dangerous Weapons	Robbery	Other Felony	Disobey/ Defiant	Detrement Behavior	Destroy Property	Re Inte
RIO GRANDE															
2730 DEL NORTE C-7															
Elementary	Susp.	21	289	7.3	0	0	0	0	0	0	0	6	4	3	
	Expl.	0	289	0.0	0	0	0	0	0	0	0	0	0	0	
	RLE.	0	289	0.0	0	0	0	0	0	0	0	0	0	0	
	Oth.	0	289	0.0	0	0	0	0	0	0	0	0	0	0	
Jr./Middle	Susp.	13	179	7.3	1	0	0	2	0	0	0	0	0	0	
	Expl.	2	179	1.1	0	0	0	0	0	0	0	0	0	0	
	RLE.	0	179	0.0	0	0	0	0	0	0	0	0	0	0	
	Oth.	0	179	0.0	0	0	0	0	0	0	0	0	0	0	
Senior	Susp.	27	186	14.5	0	0	0	27	0	0	0	0	0	0	
	Expl.	4	186	2.2	0	0	0	4	0	0	0	0	0	0	
	RLE.	2	186	1.1	2	0	0	0	0	0	0	0	0	0	
	Oth.	0	186	0.0	0	0	0	0	0	0	0	0	0	0	
2730 District Totals:															
	Susp.	61	654	9.3	1	0	0	29	0	0	0	6	4	3	
	Expl.	6	654	0.9	0	0	0	4	0	0	0	0	0	0	
	RLE.	2	654	0.3	2	0	0	0	0	0	0	0	0	0	
	Oth.	0	654	0.0	0	0	0	0	0	0	0	0	0	0	
2740 MONTE VISTA C-8															
Elementary	Susp.	16	529	3.0	0	0	0	0	0	0	0	10	3	3	
	Expl.	0	529	0.0	0	0	0	0	0	0	0	0	0	0	
	RLE.	0	529	0.0	0	0	0	0	0	0	0	0	0	0	
	Oth.	0	529	0.0	0	0	0	0	0	0	0	0	0	0	
Jr./Middle	Susp.	85	285	29.8	3	0	10	0	0	0	0	16	16	2	
	Expl.	4	285	1.4	0	0	0	0	1	0	1	1	1	0	
	RLE.	6	285	2.1	2	0	0	0	0	0	1	0	0	0	
	Oth.	0	285	0.0	0	0	0	0	0	0	0	0	0	0	
Senior	Susp.	98	556	17.6	3	3	13	0	0	0	33	3	1		



sdisuspexpl.lis

1/19/2007

Expl.	1	556	0.2	0	0	0	0	0	0	0	0	1	0	0
RLE.	8	556	1.4	3	0	0	0	0	0	0	0	4	0	1
Oth.	0	556	0.0	0	0	0	0	0	0	0	0	0	0	0

2740 District Totals:

Susp.	199	1370	14.5	6	3	23	0	0	0	0	0	59	22	6
Expl.	5	1370	0.4	0	0	0	0	1	0	1	2	1	1	0
RLE.	14	1370	1.0	5	0	0	0	1	0	1	4	0	0	1
Oth.	0	1370	0.0	0	0	0	0	0	0	0	0	0	0	0




01/19/2007
11:15

Colorado Department of Education
Safety & Discipline Indicators (SDI)
2004-2005 Suspensions and Expulsions Report
Incident Rate and Reasons by School Type

Page: 108
File: sdi

Cnty/Dist/Sch	Type	Students Dscplned	EOY Stu Ct	% Rate	Drug Violations	Alcohol Violations	Tobacco Violations	Assaults/ Fights	Dangerous Weapons	Robbery	Other Felony	Disobey/ Defiant	Detrement Behavior	Destroy Property	Re Inte
RIO GRANDE															
2750 SARGENT RE-33J															
Elementary	Susp.	4	212	1.9	0	0	0	0	0	0	0	0	1	0	
	Expl.	0	212	0.0	0	0	0	0	0	0	0	0	0	0	
	RLE.	0	212	0.0	0	0	0	0	0	0	0	0	0	0	
	Oth.	0	212	0.0	0	0	0	0	0	0	0	0	0	0	
Jr./Middle	Susp.	0	0	0.0	0	0	0	0	0	0	0	0	0	0	
	Expl.	0	0	0.0	0	0	0	0	0	0	0	0	0	0	
	RLE.	0	0	0.0	0	0	0	0	0	0	0	0	0	0	
	Oth.	0	0	0.0	0	0	0	0	0	0	0	0	0	0	
Senior	Susp.	4	183	2.2	0	3	1	0	0	0	0	0	0	0	
	Expl.	1	183	0.5	0	0	0	0	1	0	0	0	0	0	
	RLE.	0	183	0.0	0	0	0	0	0	0	0	0	0	0	
	Oth.	18	183	9.8	0	1	4	0	0	0	0	13	0	0	
2750 District Totals:															
	Susp.	8	395	2.0	0	3	1	0	0	0	0	0	1	0	
	Expl.	1	395	0.3	0	0	0	0	1	0	0	0	0	0	
	RLE.	0	395	0.0	0	0	0	0	0	0	0	0	0	0	
	Oth.	18	395	4.6	0	1	4	0	0	0	0	13	0	0	
RIO GRANDE Totals:															
	Susp.	268	2419	11.1	7	6	24	29	0	0	0	65	27	9	
	Expl.	12	2419	0.5	0	0	0	4	2	0	1	2	1	0	
	RLE.	16	2419	0.7	7	0	0	0	0	0	1	4	0	1	
	Oth.	18	2419	0.7	0	1	4	0	0	0	0	13	0	0	




01/19/2007
11:15

Colorado Department of Education
Safety & Discipline Indicators (SDI)
2004-2005 Suspensions and Expulsions Report
Incident Rate and Reasons by School Type

Page: 109
File: sdi

Cnty/Dist/Sch	Type	Students Dscplned	EOY Stu Ct	% Rate	Drug Violations	Alcohol Violations	Tobacco Violations	Assaults/ Fights	Dangerous Weapons	Robbery	Other Felony	Disobey/ Defiant	Detrement Behavior	Destroy Property	Re Inte
ROUTT															
2760 HAYDEN RE-1															
Elementary	Susp.	1	226	0.4	0	0	1	0	0	0	0	0	0	0	0
	Expl.	0	226	0.0	0	0	0	0	0	0	0	0	0	0	0
	RLE.	0	226	0.0	0	0	0	0	0	0	0	0	0	0	0
	Oth.	23	226	10.2	0	0	0	1	0	0	0	0	0	0	0
Jr./Middle	Susp.	58	129	45.0	0	0	0	16	0	0	0	11	0	0	0
	Expl.	0	129	0.0	0	0	0	0	0	0	0	0	0	0	0
	RLE.	1	129	0.8	0	0	0	1	0	0	0	0	0	0	0
	Oth.	37	129	28.7	0	0	0	0	0	0	0	0	0	0	0
Senior	Susp.	37	141	26.2	1	2	0	3	0	0	0	19	1	1	0
	Expl.	0	141	0.0	0	0	0	0	0	0	0	0	0	0	0
	RLE.	5	141	3.5	1	0	0	3	1	0	0	0	0	0	0
	Oth.	30	141	21.3	0	0	0	0	0	0	0	0	0	0	0
2760 District Totals:															
	Susp.	96	496	19.4	1	2	1	19	0	0	0	30	1	1	0
	Expl.	0	496	0.0	0	0	0	0	0	0	0	0	0	0	0
	RLE.	6	496	1.2	1	0	0	4	1	0	0	0	0	0	0
	Oth.	90	496	18.1	0	0	0	1	0	0	0	0	0	0	0
2770 STEAMBOAT SPRINGS RE-2															
Elementary	Susp.	9	804	1.1	0	0	0	2	0	0	0	4	2	1	0
	Expl.	0	804	0.0	0	0	0	0	0	0	0	0	0	0	0
	RLE.	0	804	0.0	0	0	0	0	0	0	0	0	0	0	0
	Oth.	0	804	0.0	0	0	0	0	0	0	0	0	0	0	0
Jr./Middle	Susp.	53	508	10.4	2	4	0	4	2	2	0	13	14	0	0
	Expl.	0	508	0.0	0	0	0	0	0	0	0	0	0	0	0
	RLE.	4	508	0.8	2	0	0	0	0	2	0	0	0	0	0
	Oth.	0	508	0.0	0	0	0	0	0	0	0	0	0	0	0
Senior	Susp.	35	679	5.2	8	4	0	4	1	0	0	1	5	0	0



sdisuspexpl.lis

1/19/2007

Expl.	9	679	1.3	5	0	0	0	3	0	0	0	0	0
RLE.	27	679	4.0	9	3	0	0	4	0	0	0	0	0
Oth.	0	679	0.0	0	0	0	0	0	0	0	0	0	0

2770 District Totals:

Susp.	97	1991	4.9	10	8	0	10	3	2	0	18	21	1
Expl.	9	1991	0.5	5	0	0	0	3	0	0	0	0	0
RLE.	31	1991	1.6	11	3	0	0	4	2	0	0	0	0
Oth.	0	1991	0.0	0	0	0	0	0	0	0	0	0	0




01/19/2007
11:15

Colorado Department of Education
Safety & Discipline Indicators (SDI)
2004-2005 Suspensions and Expulsions Report
Incident Rate and Reasons by School Type

Page: 110
File: sdi

Cnty/Dist/Sch	Type	Students Dscplned	EOY Stu Ct	% Rate	Drug Violations	Alcohol Violations	Tobacco Violations	Assaults/ Fights	Dangerous Weapons	Robbery	Other Felony	Disobey/ Defiant	Detrement Behavior	Destroy Property	Re Inte
ROUTT															
2780 SOUTH ROUTT RE 3															
Elementary	Susp.	0	247	0.0	0	0	0	0	0	0	0	0	0	0	0
	Expl.	0	247	0.0	0	0	0	0	0	0	0	0	0	0	0
	RLE.	0	247	0.0	0	0	0	0	0	0	0	0	0	0	0
	Oth.	0	247	0.0	0	0	0	0	0	0	0	0	0	0	0
Jr./Middle	Susp.	5	68	7.4	0	2	0	2	0	0	0	1	0	0	0
	Expl.	0	68	0.0	0	0	0	0	0	0	0	0	0	0	0
	RLE.	0	68	0.0	0	0	0	0	0	0	0	0	0	0	0
	Oth.	0	68	0.0	0	0	0	0	0	0	0	0	0	0	0
Senior	Susp.	7	119	5.9	0	0	0	0	0	0	0	3	2	1	0
	Expl.	0	119	0.0	0	0	0	0	0	0	0	0	0	0	0
	RLE.	2	119	1.7	0	0	0	0	0	0	0	0	1	1	0
	Oth.	1	119	0.8	0	0	0	1	0	0	0	0	0	0	0
2780 District Totals:															
	Susp.	12	434	2.8	0	2	0	2	0	0	0	4	2	1	0
	Expl.	0	434	0.0	0	0	0	0	0	0	0	0	0	0	0
	RLE.	2	434	0.5	0	0	0	0	0	0	0	0	1	1	0
	Oth.	1	434	0.2	0	0	0	1	0	0	0	0	0	0	0
ROUTT Totals:															
	Susp.	205	2921	7.0	11	12	1	31	3	2	0	52	24	3	0
	Expl.	9	2921	0.3	5	0	0	0	3	0	0	0	0	0	0
	RLE.	39	2921	1.3	12	3	0	4	5	2	0	0	1	1	0
	Oth.	91	2921	3.1	0	0	0	2	0	0	0	0	0	0	0




01/19/2007
11:15

Colorado Department of Education
Safety & Discipline Indicators (SDI)
2004-2005 Suspensions and Expulsions Report
Incident Rate and Reasons by School Type

Page: 111
File: sdi

Cnty/Dist/Sch	Type	Students Dscplned	EOY Stu Ct	% Rate	Drug Violations	Alcohol Violations	Tobacco Violations	Assaults/ Fights	Dangerous Weapons	Robbery	Other Felony	Disobey/ Defiant	Detrement Behavior	Destroy Property	Re Inte
SAGUACHE															
2790 MOUNTAIN VALLEY RE 1															
Elementary	Susp.	1	59	1.7	0	0	0	0	0	0	0	1	0	0	
	Expl.	0	59	0.0	0	0	0	0	0	0	0	0	0	0	
	RLE.	0	59	0.0	0	0	0	0	0	0	0	0	0	0	
	Oth.	0	59	0.0	0	0	0	0	0	0	0	0	0	0	
Jr./Middle	Susp.	2	41	4.9	0	0	0	0	0	0	0	2	0	0	
	Expl.	0	41	0.0	0	0	0	0	0	0	0	0	0	0	
	RLE.	0	41	0.0	0	0	0	0	0	0	0	0	0	0	
	Oth.	0	41	0.0	0	0	0	0	0	0	0	0	0	0	
Senior	Susp.	7	50	14.0	0	0	0	0	0	0	0	4	0	0	
	Expl.	0	50	0.0	0	0	0	0	0	0	0	0	0	0	
	RLE.	0	50	0.0	0	0	0	0	0	0	0	0	0	0	
	Oth.	0	50	0.0	0	0	0	0	0	0	0	0	0	0	
2790 District Totals:															
	Susp.	10	150	6.7	0	0	0	0	0	0	0	7	0	0	
	Expl.	0	150	0.0	0	0	0	0	0	0	0	0	0	0	
	RLE.	0	150	0.0	0	0	0	0	0	0	0	0	0	0	
	Oth.	0	150	0.0	0	0	0	0	0	0	0	0	0	0	
2800 MOFFAT 2															
Elementary	Susp.	6	75	8.0	0	0	0	0	0	0	0	2	0	1	
	Expl.	0	75	0.0	0	0	0	0	0	0	0	0	0	0	
	RLE.	0	75	0.0	0	0	0	0	0	0	0	0	0	0	
	Oth.	0	75	0.0	0	0	0	0	0	0	0	0	0	0	
Jr./Middle	Susp.	11	27	40.7	0	1	0	0	0	0	0	7	1	0	
	Expl.	0	27	0.0	0	0	0	0	0	0	0	0	0	0	
	RLE.	0	27	0.0	0	0	0	0	0	0	0	0	0	0	
	Oth.	0	27	0.0	0	0	0	0	0	0	0	0	0	0	
Senior	Susp.	9	109	8.3	0	0	1	0	0	0	2	1	0		



sdisuspexpl.lis

1/19/2007

Expl.	0	109	0.0	0	0	0	0	0	0	0	0	0	0	0
RLE.	0	109	0.0	0	0	0	0	0	0	0	0	0	0	0
Oth.	0	109	0.0	0	0	0	0	0	0	0	0	0	0	0

2800 District Totals:

Susp.	26	211	12.3	0	1	1	0	0	0	0	0	11	2	1
Expl.	0	211	0.0	0	0	0	0	0	0	0	0	0	0	0
RLE.	0	211	0.0	0	0	0	0	0	0	0	0	0	0	0
Oth.	0	211	0.0	0	0	0	0	0	0	0	0	0	0	0




01/19/2007
11:15

Colorado Department of Education
Safety & Discipline Indicators (SDI)
2004-2005 Suspensions and Expulsions Report
Incident Rate and Reasons by School Type

Page: 112
File: sdi

Cnty/Dist/Sch	Type	Students Dscplned	EOY Stu Ct	% Rate	Drug Violations	Alcohol Violations	Tobacco Violations	Assaults/ Fights	Dangerous Weapons	Robbery	Other Felony	Disobey/ Defiant	Detrement Behavior	Destroy Property	Re Inte
SAGUACHE															
2810 CENTER 26 JT															
Elementary	Susp.	37	314	11.8	0	0	0	17	1	1	4	1	13	0	
	Expl.	0	314	0.0	0	0	0	0	0	0	0	0	0	0	
	RLE.	0	314	0.0	0	0	0	0	0	0	0	0	0	0	
	Oth.	17	314	5.4	0	0	0	2	1	0	0	0	13	0	
Jr./Middle	Susp.	179	169	105.9	0	0	0	6	0	5	14	43	89	1	
	Expl.	0	169	0.0	0	0	0	0	0	0	0	0	0	0	
	RLE.	15	169	8.9	0	0	0	5	0	0	5	0	0	0	
	Oth.	12	169	7.1	0	0	0	0	0	0	0	4	0	0	
Senior	Susp.	158	223	70.9	4	0	0	3	2	2	11	35	62	0	
	Expl.	0	223	0.0	0	0	0	0	0	0	0	0	0	0	
	RLE.	18	223	8.1	4	0	0	8	0	0	5	0	2	0	
	Oth.	8	223	3.6	0	0	0	0	0	0	0	0	0	3	
2810 District Totals:															
	Susp.	374	706	53.0	4	0	3	26	3	8	29	79	164	1	
	Expl.	0	706	0.0	0	0	0	0	0	0	0	0	0	0	
	RLE.	33	706	4.7	4	0	0	8	0	0	10	0	2	0	
	Oth.	37	706	5.2	0	0	0	2	1	0	0	4	13	3	
SAGUACHE Totals:															
	Susp.	410	1067	38.4	4	1	4	26	3	8	29	97	166	2	
	Expl.	0	1067	0.0	0	0	0	0	0	0	0	0	0	0	
	RLE.	33	1067	3.1	4	0	0	8	0	0	10	0	2	0	
	Oth.	37	1067	3.5	0	0	0	2	1	0	0	4	13	3	




01/19/2007
11:15

Colorado Department of Education
Safety & Discipline Indicators (SDI)
2004-2005 Suspensions and Expulsions Report
Incident Rate and Reasons by School Type

Page: 113
File: sdi

Cnty/Dist/Sch	Type	Students Dscplned	EOY Stu Ct	% Rate	Drug Violations	Alcohol Violations	Tobacco Violations	Assaults/ Fights	Dangerous Weapons	Robbery	Other Felony	Disobey/ Defiant	Detrement Behavior	Destroy Property	Re Inte
SAN JUAN															
2820 SILVERTON 1															
Elementary	Susp.	1	38	2.6	0	0	0	1	0	0	0	0	0	0	0
	Expl.	0	38	0.0	0	0	0	0	0	0	0	0	0	0	0
	RLE.	0	38	0.0	0	0	0	0	0	0	0	0	0	0	0
	Oth.	0	38	0.0	0	0	0	0	0	0	0	0	0	0	0
Jr./Middle	Susp.	3	15	20.0	0	0	0	0	0	0	0	3	0	0	0
	Expl.	0	15	0.0	0	0	0	0	0	0	0	0	0	0	0
	RLE.	0	15	0.0	0	0	0	0	0	0	0	0	0	0	0
	Oth.	0	15	0.0	0	0	0	0	0	0	0	0	0	0	0
Senior	Susp.	2	9	22.2	0	0	0	0	0	0	0	2	0	0	0
	Expl.	0	9	0.0	0	0	0	0	0	0	0	0	0	0	0
	RLE.	0	9	0.0	0	0	0	0	0	0	0	0	0	0	0
	Oth.	0	9	0.0	0	0	0	0	0	0	0	0	0	0	0
2820 District Totals:															
	Susp.	6	62	9.7	0	0	0	1	0	0	0	5	0	0	0
	Expl.	0	62	0.0	0	0	0	0	0	0	0	0	0	0	0
	RLE.	0	62	0.0	0	0	0	0	0	0	0	0	0	0	0
	Oth.	0	62	0.0	0	0	0	0	0	0	0	0	0	0	0
SAN JUAN Totals:															
	Susp.	6	62	9.7	0	0	0	1	0	0	0	5	0	0	0
	Expl.	0	62	0.0	0	0	0	0	0	0	0	0	0	0	0
	RLE.	0	62	0.0	0	0	0	0	0	0	0	0	0	0	0
	Oth.	0	62	0.0	0	0	0	0	0	0	0	0	0	0	0




01/19/2007
11:15

Colorado Department of Education
Safety & Discipline Indicators (SDI)
2004-2005 Suspensions and Expulsions Report
Incident Rate and Reasons by School Type

Page: 114
File: sdi

Cnty/Dist/Sch	Type	Students Dscplned	EOY Stu Ct	% Rate	Drug Violations	Alcohol Violations	Tobacco Violations	Assaults/ Fights	Dangerous Weapons	Robbery	Other Felony	Disobey/ Defiant	Detrement Behavior	Destroy Property	Re Inte
SAN MIGUEL															
2830 TELLURIDE R-1															
Elementary	Susp.	2	272	0.7	0	0	0	1	0	1	0	0	0	0	0
	Expl.	0	272	0.0	0	0	0	0	0	0	0	0	0	0	0
	RLE.	0	272	0.0	0	0	0	0	0	0	0	0	0	0	0
	Oth.	0	272	0.0	0	0	0	0	0	0	0	0	0	0	0
Jr./Middle	Susp.	30	133	22.6	0	0	0	8	0	1	0	0	0	0	0
	Expl.	0	133	0.0	0	0	0	0	0	0	0	0	0	0	0
	RLE.	0	133	0.0	0	0	0	0	0	0	0	0	0	0	0
	Oth.	0	133	0.0	0	0	0	0	0	0	0	0	0	0	0
Senior	Susp.	1	161	0.6	0	0	0	0	0	0	0	0	0	0	0
	Expl.	0	161	0.0	0	0	0	0	0	0	0	0	0	0	0
	RLE.	0	161	0.0	0	0	0	0	0	0	0	0	0	0	0
	Oth.	0	161	0.0	0	0	0	0	0	0	0	0	0	0	0
2830 District Totals:															
	Susp.	33	566	5.8	0	0	0	9	0	2	0	0	0	0	0
	Expl.	0	566	0.0	0	0	0	0	0	0	0	0	0	0	0
	RLE.	0	566	0.0	0	0	0	0	0	0	0	0	0	0	0
	Oth.	0	566	0.0	0	0	0	0	0	0	0	0	0	0	0
2840 NORWOOD R-2J															
Elementary	Susp.	62	131	47.3	0	3	0	17	0	0	0	7	10	1	0
	Expl.	1	131	0.8	0	0	0	0	0	0	0	0	0	0	0
	RLE.	3	131	2.3	0	3	0	0	0	0	0	0	0	0	0
	Oth.	0	131	0.0	0	0	0	0	0	0	0	0	0	0	0
Jr./Middle	Susp.	0	0	0.0	0	0	0	0	0	0	0	0	0	0	0
	Expl.	0	0	0.0	0	0	0	0	0	0	0	0	0	0	0
	RLE.	0	0	0.0	0	0	0	0	0	0	0	0	0	0	0
	Oth.	0	0	0.0	0	0	0	0	0	0	0	0	0	0	0
Senior	Susp.	24	167	14.4	0	0	0	0	0	2	0	11	6	0	0



sdisuspexpl.lis

1/19/2007

Expl.	0	167	0.0	0	0	0	0	0	0	0	0	0	0	0
RLE.	1	167	0.6	0	0	0	0	0	0	0	0	0	1	0
Oth.	0	167	0.0	0	0	0	0	0	0	0	0	0	0	0

2840 District Totals:

Susp.	86	298	28.9	0	3	0	17	0	2	0	18	16	1	
Expl.	1	298	0.3	0	0	0	0	0	0	0	0	0	0	0
RLE.	4	298	1.3	0	3	0	0	0	0	0	0	1	0	0
Oth.	0	298	0.0	0	0	0	0	0	0	0	0	0	0	0



01/19/2007
11:15

Colorado Department of Education
Safety & Discipline Indicators (SDI)
2004-2005 Suspensions and Expulsions Report
Incident Rate and Reasons by School Type

Page: 115
File: sdi

Cnty/Dist/Sch	Type	Students Dscplned	EOY Stu Ct	% Rate	Drug Violations	Alcohol Violations	Tobacco Violations	Assaults/ Fights	Dangerous Weapons	Robbery	Other Felony	Disobey/ Defiant	Detrement Behavior	Destroy Property	Re Inte
SAN MIGUEL															
SAN MIGUEL Totals:															
	Susp.	119	864	13.8	0	3	0	26	0	4	0	18	16	1	
	Expl.	1	864	0.1	0	0	0	0	0	0	0	0	0	0	
	RLE.	4	864	0.5	0	3	0	0	0	0	0	0	1	0	
	Oth.	0	864	0.0	0	0	0	0	0	0	0	0	0	0	




01/19/2007
11:15

Colorado Department of Education
Safety & Discipline Indicators (SDI)
2004-2005 Suspensions and Expulsions Report
Incident Rate and Reasons by School Type

Page: 116
File: sdi

Cnty/Dist/Sch	Type	Students Dscplned	EOY Stu Ct	% Rate	Drug Violations	Alcohol Violations	Tobacco Violations	Assaults/ Fights	Dangerous Weapons	Robbery	Other Felony	Disobey/ Defiant	Detrement Behavior	Destroy Property	Re Inte
SEDGWICK															
2862 JULESBURG RE-1															
Elementary	Susp.	3	195	1.5	0	0	0	1	0	0	0	1	1	0	
	Expl.	0	195	0.0	0	0	0	0	0	0	0	0	0	0	
	RLE.	0	195	0.0	0	0	0	0	0	0	0	0	0	0	
	Oth.	0	195	0.0	0	0	0	0	0	0	0	0	0	0	
Jr./Middle	Susp.	0	0	0.0	0	0	0	0	0	0	0	0	0	0	
	Expl.	0	0	0.0	0	0	0	0	0	0	0	0	0	0	
	RLE.	0	0	0.0	0	0	0	0	0	0	0	0	0	0	
	Oth.	0	0	0.0	0	0	0	0	0	0	0	0	0	0	
Senior	Susp.	8	136	5.9	0	0	0	5	0	0	0	1	1	0	
	Expl.	2	136	1.5	0	0	0	0	1	0	0	1	0	0	
	RLE.	0	136	0.0	0	0	0	0	0	0	0	0	0	0	
	Oth.	0	136	0.0	0	0	0	0	0	0	0	0	0	0	
2862 District Totals:															
	Susp.	11	331	3.3	0	0	0	6	0	0	0	2	2	0	
	Expl.	2	331	0.6	0	0	0	0	1	0	0	1	0	0	
	RLE.	0	331	0.0	0	0	0	0	0	0	0	0	0	0	
	Oth.	0	331	0.0	0	0	0	0	0	0	0	0	0	0	
2865 PLATTE VALLEY RE-3															
Elementary	Susp.	0	52	0.0	0	0	0	0	0	0	0	0	0	0	
	Expl.	0	52	0.0	0	0	0	0	0	0	0	0	0	0	
	RLE.	0	52	0.0	0	0	0	0	0	0	0	0	0	0	
	Oth.	0	52	0.0	0	0	0	0	0	0	0	0	0	0	
Jr./Middle	Susp.	0	0	0.0	0	0	0	0	0	0	0	0	0	0	
	Expl.	0	0	0.0	0	0	0	0	0	0	0	0	0	0	
	RLE.	0	0	0.0	0	0	0	0	0	0	0	0	0	0	
	Oth.	0	0	0.0	0	0	0	0	0	0	0	0	0	0	
Senior	Susp.	17	61	27.9	0	0	0	0	0	0	1	0	0		



sdisuspexpl.lis

1/19/2007

Expl.	0	61	0.0	0	0	0	0	0	0	0	0	0	0	0
RLE.	0	61	0.0	0	0	0	0	0	0	0	0	0	0	0
Oth.	0	61	0.0	0	0	0	0	0	0	0	0	0	0	0

2865 District Totals:

Susp.	17	113	15.0	0	0	0	0	0	0	0	1	0	0	0
Expl.	0	113	0.0	0	0	0	0	0	0	0	0	0	0	0
RLE.	0	113	0.0	0	0	0	0	0	0	0	0	0	0	0
Oth.	0	113	0.0	0	0	0	0	0	0	0	0	0	0	0



01/19/2007
11:15

Colorado Department of Education
Safety & Discipline Indicators (SDI)
2004-2005 Suspensions and Expulsions Report
Incident Rate and Reasons by School Type

Page: 117
File: sdi

Cnty/Dist/Sch	Type	Students Dscplned	EOY Stu Ct	% Rate	Drug Violations	Alcohol Violations	Tobacco Violations	Assaults/ Fights	Dangerous Weapons	Robbery	Other Felony	Disobey/ Defiant	Detrement Behavior	Destroy Property	Re Inte
SEDGWICK															
SEDGWICK Totals:															
	Susp.	28	444	6.3	0	0	0	6	0	0	0	3	2	0	
	Expl.	2	444	0.5	0	0	0	0	1	0	0	1	0	0	
	RLE.	0	444	0.0	0	0	0	0	0	0	0	0	0	0	
	Oth.	0	444	0.0	0	0	0	0	0	0	0	0	0	0	




01/19/2007
11:15

Colorado Department of Education
Safety & Discipline Indicators (SDI)
2004-2005 Suspensions and Expulsions Report
Incident Rate and Reasons by School Type

Page: 118
File: sdi

Cnty/Dist/Sch	Type	Students Dscplned	EOY Stu Ct	% Rate	Drug Violations	Alcohol Violations	Tobacco Violations	Assaults/ Fights	Dangerous Weapons	Robbery	Other Felony	Disobey/ Defiant	Detrement Behavior	Destroy Property	Re Inte
SUMMIT															
3000 SUMMIT RE-1															
Elementary	Susp.	39	1351	2.9	0	0	0	4	0	0	0	0	3	0	
	Expl.	0	1351	0.0	0	0	0	0	0	0	0	0	0	0	
	RLE.	3	1351	0.2	0	0	0	0	0	0	0	0	0	0	
	Oth.	0	1351	0.0	0	0	0	0	0	0	0	0	0	0	
Jr./Middle	Susp.	241	717	33.6	2	7	2	0	3	0	1	0	2	0	
	Expl.	8	717	1.1	0	0	0	0	1	0	0	1	0	0	
	RLE.	12	717	1.7	1	2	0	0	4	0	0	0	0	0	
	Oth.	0	717	0.0	0	0	0	0	0	0	0	0	0	0	
Senior	Susp.	89	734	12.1	0	0	0	0	3	0	0	0	0	0	
	Expl.	4	734	0.5	2	0	0	0	1	0	0	1	0	0	
	RLE.	12	734	1.6	2	0	0	0	0	0	0	0	0	0	
	Oth.	3	734	0.4	0	0	0	0	0	0	0	0	0	0	
3000 District Totals:															
	Susp.	369	2802	13.2	2	7	5	4	6	0	1	0	5	0	
	Expl.	12	2802	0.4	2	0	0	0	2	0	0	2	0	0	
	RLE.	27	2802	1.0	3	2	0	0	1	0	0	0	0	0	
	Oth.	3	2802	0.1	0	0	2	0	0	0	0	0	0	0	
SUMMIT Totals:															
	Susp.	369	2802	13.2	2	7	5	4	6	0	1	0	5	0	
	Expl.	12	2802	0.4	2	0	0	0	2	0	0	2	0	0	
	RLE.	27	2802	1.0	3	2	0	0	4	0	0	0	0	0	
	Oth.	3	2802	0.1	0	0	2	0	0	0	0	0	0	0	




01/19/2007
11:15

Colorado Department of Education
Safety & Discipline Indicators (SDI)
2004-2005 Suspensions and Expulsions Report
Incident Rate and Reasons by School Type

Page: 119
File: sdi

Cnty/Dist/Sch	Type	Students Dscplned	EOY Stu Ct	% Rate	Drug Violations	Alcohol Violations	Tobacco Violations	Assaults/ Fights	Dangerous Weapons	Robbery	Other Felony	Disobey/ Defiant	Detrement Behavior	Destroy Property	Re Inte
TELLER															
3010 CRIPPLE CREEK-VICTOR RE-1															
Elementary	Susp.	9	342	2.6	0	0	0	0	0	0	0	4	4	0	
	Expl.	0	342	0.0	0	0	0	0	0	0	0	0	0	0	
	RLE.	0	342	0.0	0	0	0	0	0	0	0	0	0	0	
	Oth.	0	342	0.0	0	0	0	0	0	0	0	0	0	0	
Jr./Middle	Susp.	0	0	0.0	0	0	0	0	0	0	0	0	0	0	
	Expl.	0	0	0.0	0	0	0	0	0	0	0	0	0	0	
	RLE.	0	0	0.0	0	0	0	0	0	0	0	0	0	0	
	Oth.	0	0	0.0	0	0	0	0	0	0	0	0	0	0	
Senior	Susp.	63	329	19.1	5	3	6	9	0	0	0	0	0	8	
	Expl.	0	329	0.0	0	0	0	0	0	0	0	0	0	0	
	RLE.	1	329	0.3	0	0	0	0	0	0	0	0	0	0	
	Oth.	2	329	0.6	0	0	0	0	0	0	0	0	0	0	
3010 District Totals:															
	Susp.	72	671	10.7	5	3	6	9	0	0	0	4	4	8	
	Expl.	0	671	0.0	0	0	0	0	0	0	0	0	0	0	
	RLE.	1	671	0.1	0	0	0	0	0	0	0	0	0	0	
	Oth.	2	671	0.3	0	0	0	0	0	0	0	0	0	0	
3020 WOODLAND PARK RE-2															
Elementary	Susp.	21	1282	1.6	0	0	0	3	1	0	0	9	6	0	
	Expl.	1	1282	0.1	0	0	0	0	1	0	0	0	0	0	
	RLE.	0	1282	0.0	0	0	0	0	0	0	0	0	0	0	
	Oth.	0	1282	0.0	0	0	0	0	0	0	0	0	0	0	
Jr./Middle	Susp.	226	870	26.0	5	0	0	0	5	0	0	0	1	0	
	Expl.	9	870	1.0	3	0	0	0	4	0	0	0	0	0	
	RLE.	20	870	2.3	4	0	0	0	5	0	0	0	1	0	
	Oth.	0	870	0.0	0	0	0	0	0	0	0	0	0	0	
Senior	Susp.	380	915	41.5	5	4	25	0	1	0	0	39	38	1	



sdisuspexpl.lis

1/19/2007

Expl.	17	915	1.9	9	5	0	0	2	0	0	0	1	0
RLE.	65	915	7.1	14	9	21	0	3	0	0	2	16	0
Oth.	1	915	0.1	0	0	1	0	0	0	0	0	0	0

3020 District Totals:

Susp.	627	3067	20.4	10	4	25	3	7	0	0	48	45	1
Expl.	27	3067	0.9	12	5	0	0	7	0	0	0	1	0
RLE.	85	3067	2.8	18	9	21	0	7	0	0	2	17	0
Oth.	1	3067	0.0	0	0	1	0	0	0	0	0	0	0



01/19/2007
11:15

Colorado Department of Education
Safety & Discipline Indicators (SDI)
2004-2005 Suspensions and Expulsions Report
Incident Rate and Reasons by School Type

Page: 120
File: sdi

Cnty/Dist/Sch	Type	Students Dscplned	EOY Stu Ct	% Rate	Drug Violations	Alcohol Violations	Tobacco Violations	Assaults/ Fights	Dangerous Weapons	Robbery	Other Felony	Disobey/ Defiant	Detrement Behavior	Destroy Property	Re Inte
TELLER															
TELLER Totals:															
	Susp.	699	3738	18.7	15	7	31	12	7	0	0	52	49	9	
	Expl.	27	3738	0.7	12	5	0	0	7	0	0	0	1	0	
	RLE.	86	3738	2.3	18	9	21	0	8	0	0	2	17	0	
	Oth.	3	3738	0.1	0	0	1	0	0	0	0	0	0	0	




01/19/2007
11:15

Colorado Department of Education
Safety & Discipline Indicators (SDI)
2004-2005 Suspensions and Expulsions Report
Incident Rate and Reasons by School Type

Page: 121
File: sdi

Cnty/Dist/Sch	Type	Students Dscplned	EOY Stu Ct	% Rate	Drug Violations	Alcohol Violations	Tobacco Violations	Assaults/ Fights	Dangerous Weapons	Robbery	Other Felony	Disobey/ Defiant	Detrement Behavior	Destroy Property	Re Inte
WASHINGTON															
3030 AKRON R-1															
Elementary	Susp.	33	318	10.4	0	0	0	1	0	0	0	6	26	0	
	Expl.	0	318	0.0	0	0	0	0	0	0	0	0	0	0	
	RLE.	0	318	0.0	0	0	0	0	0	0	0	0	0	0	
	Oth.	0	318	0.0	0	0	0	0	0	0	0	0	0	0	
Jr./Middle	Susp.	0	0	0.0	0	0	0	0	0	0	0	0	0	0	
	Expl.	0	0	0.0	0	0	0	0	0	0	0	0	0	0	
	RLE.	0	0	0.0	0	0	0	0	0	0	0	0	0	0	
	Oth.	0	0	0.0	0	0	0	0	0	0	0	0	0	0	
Senior	Susp.	17	120	14.2	0	0	0	0	0	0	0	2	3	0	
	Expl.	0	120	0.0	0	0	0	0	0	0	0	0	0	0	
	RLE.	0	120	0.0	0	0	0	0	0	0	0	0	0	0	
	Oth.	3	120	2.5	0	0	0	0	0	0	0	0	0	0	
3030 District Totals:															
	Susp.	50	438	11.4	0	0	0	1	0	0	0	8	29	0	
	Expl.	0	438	0.0	0	0	0	0	0	0	0	0	0	0	
	RLE.	0	438	0.0	0	0	0	0	0	0	0	0	0	0	
	Oth.	3	438	0.7	0	0	0	0	0	0	0	0	0	0	
3040 ARICKAREE R-2															
Elementary	Susp.	0	54	0.0	0	0	0	0	0	0	0	0	0	0	
	Expl.	0	54	0.0	0	0	0	0	0	0	0	0	0	0	
	RLE.	0	54	0.0	0	0	0	0	0	0	0	0	0	0	
	Oth.	0	54	0.0	0	0	0	0	0	0	0	0	0	0	
Jr./Middle	Susp.	0	0	0.0	0	0	0	0	0	0	0	0	0	0	
	Expl.	0	0	0.0	0	0	0	0	0	0	0	0	0	0	
	RLE.	0	0	0.0	0	0	0	0	0	0	0	0	0	0	
	Oth.	0	0	0.0	0	0	0	0	0	0	0	0	0	0	
Senior	Susp.	0	41	0.0	0	0	0	0	0	0	0	0	0	0	



sdisuspexpl.lis

1/19/2007

Expl.	0	41	0.0	0	0	0	0	0	0	0	0	0	0	0
RLE.	0	41	0.0	0	0	0	0	0	0	0	0	0	0	0
Oth.	0	41	0.0	0	0	0	0	0	0	0	0	0	0	0

3040 District Totals:

Susp.	0	95	0.0	0	0	0	0	0	0	0	0	0	0	0
Expl.	0	95	0.0	0	0	0	0	0	0	0	0	0	0	0
RLE.	0	95	0.0	0	0	0	0	0	0	0	0	0	0	0
Oth.	0	95	0.0	0	0	0	0	0	0	0	0	0	0	0




01/19/2007
11:15

Colorado Department of Education
Safety & Discipline Indicators (SDI)
2004-2005 Suspensions and Expulsions Report
Incident Rate and Reasons by School Type

Page: 122
File: sdi

Cnty/Dist/Sch	Type	Students Dscplned	EOY Stu Ct	% Rate	Drug Violations	Alcohol Violations	Tobacco Violations	Assaults/ Fights	Dangerous Weapons	Robbery	Other Felony	Disobey/ Defiant	Detrement Behavior	Destroy Property	Re Inte
WASHINGTON															
3050 OTIS R-3															
Elementary	Susp.	12	112	10.7	0	0	0	2	0	0	0	10	0	0	
	Expl.	0	112	0.0	0	0	0	0	0	0	0	0	0	0	
	RLE.	0	112	0.0	0	0	0	0	0	0	0	0	0	0	
	Oth.	0	112	0.0	0	0	0	0	0	0	0	0	0	0	
Jr./Middle	Susp.	0	0	0.0	0	0	0	0	0	0	0	0	0	0	
	Expl.	0	0	0.0	0	0	0	0	0	0	0	0	0	0	
	RLE.	0	0	0.0	0	0	0	0	0	0	0	0	0	0	
	Oth.	0	0	0.0	0	0	0	0	0	0	0	0	0	0	
Senior	Susp.	25	68	36.8	0	1	0	4	0	1	0	16	2	1	
	Expl.	0	68	0.0	0	0	0	0	0	0	0	0	0	0	
	RLE.	0	68	0.0	0	0	0	0	0	0	0	0	0	0	
	Oth.	0	68	0.0	0	0	0	0	0	0	0	0	0	0	
3050 District Totals:															
	Susp.	37	180	20.6	0	1	0	6	0	1	0	26	2	1	
	Expl.	0	180	0.0	0	0	0	0	0	0	0	0	0	0	
	RLE.	0	180	0.0	0	0	0	0	0	0	0	0	0	0	
	Oth.	0	180	0.0	0	0	0	0	0	0	0	0	0	0	
3060 LONE STAR 101															
Elementary	Susp.	1	60	1.7	0	0	0	0	0	0	0	0	1	0	
	Expl.	0	60	0.0	0	0	0	0	0	0	0	0	0	0	
	RLE.	0	60	0.0	0	0	0	0	0	0	0	0	0	0	
	Oth.	0	60	0.0	0	0	0	0	0	0	0	0	0	0	
Jr./Middle	Susp.	0	0	0.0	0	0	0	0	0	0	0	0	0	0	
	Expl.	0	0	0.0	0	0	0	0	0	0	0	0	0	0	
	RLE.	0	0	0.0	0	0	0	0	0	0	0	0	0	0	
	Oth.	0	0	0.0	0	0	0	0	0	0	0	0	0	0	
Senior	Susp.	3	46	6.5	0	0	0	0	0	0	0	3	0		



sdisuspexpl.lis

1/19/2007

Expl.	0	46	0.0	0	0	0	0	0	0	0	0	0	0	0
RLE.	0	46	0.0	0	0	0	0	0	0	0	0	0	0	0
Oth.	0	46	0.0	0	0	0	0	0	0	0	0	0	0	0

3060 District Totals:

Susp.	4	106	3.8	0	0	0	0	0	0	0	0	0	4	0
Expl.	0	106	0.0	0	0	0	0	0	0	0	0	0	0	0
RLE.	0	106	0.0	0	0	0	0	0	0	0	0	0	0	0
Oth.	0	106	0.0	0	0	0	0	0	0	0	0	0	0	0




01/19/2007
11:15

Colorado Department of Education
Safety & Discipline Indicators (SDI)
2004-2005 Suspensions and Expulsions Report
Incident Rate and Reasons by School Type

Page: 123
File: sdi

Cnty/Dist/Sch	Type	Students Dscplned	EOY Stu Ct	% Rate	Drug Violations	Alcohol Violations	Tobacco Violations	Assaults/ Fights	Dangerous Weapons	Robbery	Other Felony	Disobey/ Defiant	Detrement Behavior	Destroy Property	Re Inte
WASHINGTON															
3070 WOODLIN R-104															
Elementary	Susp.	0	67	0.0	0	0	0	0	0	0	0	0	0	0	0
	Expl.	0	67	0.0	0	0	0	0	0	0	0	0	0	0	0
	RLE.	0	67	0.0	0	0	0	0	0	0	0	0	0	0	0
	Oth.	0	67	0.0	0	0	0	0	0	0	0	0	0	0	0
Jr./Middle	Susp.	0	0	0.0	0	0	0	0	0	0	0	0	0	0	0
	Expl.	0	0	0.0	0	0	0	0	0	0	0	0	0	0	0
	RLE.	0	0	0.0	0	0	0	0	0	0	0	0	0	0	0
	Oth.	0	0	0.0	0	0	0	0	0	0	0	0	0	0	0
Senior	Susp.	6	50	12.0	0	0	0	0	0	0	0	4	0	1	0
	Expl.	0	50	0.0	0	0	0	0	0	0	0	0	0	0	0
	RLE.	0	50	0.0	0	0	0	0	0	0	0	0	0	0	0
	Oth.	0	50	0.0	0	0	0	0	0	0	0	0	0	0	0
3070 District Totals:															
	Susp.	6	117	5.1	0	0	0	0	0	0	0	4	0	1	0
	Expl.	0	117	0.0	0	0	0	0	0	0	0	0	0	0	0
	RLE.	0	117	0.0	0	0	0	0	0	0	0	0	0	0	0
	Oth.	0	117	0.0	0	0	0	0	0	0	0	0	0	0	0
WASHINGTON Totals:															
	Susp.	97	936	10.4	0	1	0	7	0	1	0	38	35	2	0
	Expl.	0	936	0.0	0	0	0	0	0	0	0	0	0	0	0
	RLE.	0	936	0.0	0	0	0	0	0	0	0	0	0	0	0
	Oth.	3	936	0.3	0	0	0	0	0	0	0	0	0	0	0




01/19/2007
11:15

Colorado Department of Education
Safety & Discipline Indicators (SDI)
2004-2005 Suspensions and Expulsions Report
Incident Rate and Reasons by School Type

Page: 124
File: sdi

Cnty/Dist/Sch	Type	Students Dscplned	EOY Stu Ct	% Rate	Drug Violations	Alcohol Violations	Tobacco Violations	Assaults/ Fights	Dangerous Weapons	Robbery	Other Felony	Disobey/ Defiant	Detrement Behavior	Destroy Property	Re Inte
WELD															
3080 WELD COUNTY RE-1															
Elementary	Susp.	32	953	3.4	0	0	0	0	0	0	0	13	16	0	
	Expl.	0	953	0.0	0	0	0	0	0	0	0	0	0	0	
	RLE.	0	953	0.0	0	0	0	0	0	0	0	0	0	0	
	Oth.	3	953	0.3	0	0	0	0	0	0	0	0	2	0	
Jr./Middle	Susp.	179	517	34.6	0	0	2	0	0	0	0	21	42	2	
	Expl.	4	517	0.8	2	0	0	0	1	0	0	0	0	0	
	RLE.	2	517	0.4	1	0	0	0	0	0	0	0	0	0	
	Oth.	61	517	11.8	1	0	0	0	0	0	0	14	2	0	
Senior	Susp.	130	487	26.7	0	0	7	0	0	0	0	30	0	0	
	Expl.	18	487	3.7	9	8	0	0	1	0	0	0	0	0	
	RLE.	12	487	2.5	9	2	0	0	0	0	0	0	0	0	
	Oth.	0	487	0.0	0	0	0	0	0	0	0	0	0	0	
3080 District Totals:															
	Susp.	341	1957	17.4	0	0	9	0	0	0	0	64	58	2	
	Expl.	22	1957	1.1	11	8	0	0	2	0	0	0	0	0	
	RLE.	14	1957	0.7	10	2	0	0	1	0	0	0	0	0	
	Oth.	64	1957	3.3	1	0	0	0	0	0	0	14	4	0	
3085 EATON RE-2															
Elementary	Susp.	32	734	4.4	0	0	1	3	0	0	0	0	0	0	
	Expl.	0	734	0.0	0	0	0	0	0	0	0	0	0	0	
	RLE.	0	734	0.0	0	0	0	0	0	0	0	0	0	0	
	Oth.	0	734	0.0	0	0	0	0	0	0	0	0	0	0	
Jr./Middle	Susp.	41	444	9.2	2	1	0	0	0	0	0	6	9	0	
	Expl.	0	444	0.0	0	0	0	0	0	0	0	0	0	0	
	RLE.	0	444	0.0	0	0	0	0	0	0	0	0	0	0	
	Oth.	0	444	0.0	0	0	0	0	0	0	0	0	0	0	
Senior	Susp.	39	371	10.5	0	1	8	0	0	0	6	0	4		



sdisuspexpl.lis

1/19/2007

Expl.	0	371	0.0	0	0	0	0	0	0	0	0	0	0	0
RLE.	0	371	0.0	0	0	0	0	0	0	0	0	0	0	0
Oth.	0	371	0.0	0	0	0	0	0	0	0	0	0	0	0

3085 District Totals:

Susp.	112	1549	7.2	2	2	9	3	0	0	0	12	9	4
Expl.	0	1549	0.0	0	0	0	0	0	0	0	0	0	0
RLE.	0	1549	0.0	0	0	0	0	0	0	0	0	0	0
Oth.	0	1549	0.0	0	0	0	0	0	0	0	0	0	0




01/19/2007
11:15

Colorado Department of Education
Safety & Discipline Indicators (SDI)
2004-2005 Suspensions and Expulsions Report
Incident Rate and Reasons by School Type

Page: 125
File: sdi

Cnty/Dist/Sch	Type	Students Dscplned	EOY Stu Ct	% Rate	Drug Violations	Alcohol Violations	Tobacco Violations	Assaults/ Fights	Dangerous Weapons	Robbery	Other Felony	Disobey/ Defiant	Detrement Behavior	Destroy Property	Re Inte
WELD															
3090 KEENESBURG RE-3(J)															
Elementary	Susp.	161	1153	14.0	1	3	0	38	1	1	0	22	91	4	
	Expl.	0	1153	0.0	0	0	0	0	0	0	0	0	0	0	
	RLE.	1	1153	0.1	1	0	0	0	0	0	0	0	0	0	
	Oth.	7	1153	0.6	0	0	0	1	0	0	0	2	4	0	
Jr./Middle	Susp.	166	316	52.5	2	0	1	18	1	0	0	34	36	3	
	Expl.	1	316	0.3	1	0	0	0	0	0	0	0	0	0	
	RLE.	0	316	0.0	0	0	0	0	0	0	0	0	0	0	
	Oth.	2	316	0.6	0	0	0	0	0	0	0	0	2	0	
Senior	Susp.	214	509	42.0	7	1	11	24	2	0	0	34	22	5	
	Expl.	5	509	1.0	0	1	0	1	3	0	0	0	0	0	
	RLE.	0	509	0.0	0	0	0	0	0	0	0	0	0	0	
	Oth.	6	509	1.2	0	0	0	0	0	0	0	0	4	0	
3090 District Totals:															
	Susp.	541	1978	27.4	10	4	12	80	4	1	0	90	149	12	
	Expl.	6	1978	0.3	1	1	0	1	3	0	0	0	0	0	
	RLE.	1	1978	0.1	1	0	0	0	0	0	0	0	0	0	
	Oth.	15	1978	0.8	0	0	0	1	0	0	0	2	10	0	
3100 WINDSOR RE-4															
Elementary	Susp.	25	1555	1.6	0	0	0	1	3	0	0	4	16	0	
	Expl.	1	1555	0.1	0	0	0	0	0	0	0	0	1	0	
	RLE.	1	1555	0.1	0	0	0	1	0	0	0	0	0	0	
	Oth.	0	1555	0.0	0	0	0	0	0	0	0	0	0	0	
Jr./Middle	Susp.	58	703	8.3	4	0	1	0	0	0	0	4	8	3	
	Expl.	0	703	0.0	0	0	0	0	0	0	0	0	0	0	
	RLE.	0	703	0.0	0	0	0	0	0	0	0	0	0	0	
	Oth.	0	703	0.0	0	0	0	0	0	0	0	0	0	0	
Senior	Susp.	170	686	24.8	4	5	31	0	1	0	14	10	1		



sdisuspexpl.lis

1/19/2007

Expl.	5	686	0.7	0	0	0	0	5	0	0	0	0	0
RLE.	2	686	0.3	0	0	0	0	0	0	0	0	0	0
Oth.	0	686	0.0	0	0	0	0	0	0	0	0	0	0

3100 District Totals:

Susp.	253	2944	8.6	8	5	32	1	4	0	0	22	34	4
Expl.	6	2944	0.2	0	0	0	0	5	0	0	0	1	0
RLE.	3	2944	0.1	0	0	0	1	0	0	0	0	0	0
Oth.	0	2944	0.0	0	0	0	0	0	0	0	0	0	0




01/19/2007
11:15

Colorado Department of Education
Safety & Discipline Indicators (SDI)
2004-2005 Suspensions and Expulsions Report
Incident Rate and Reasons by School Type

Page: 126
File: sdi

Cnty/Dist/Sch	Type	Students Dscplned	EOY Stu Ct	% Rate	Drug Violations	Alcohol Violations	Tobacco Violations	Assaults/ Fights	Dangerous Weapons	Robbery	Other Felony	Disobey/ Defiant	Detrement Behavior	Destroy Property	Re Inte
WELD															
3110 JOHNSTOWN-MILLIKEN RE-5J															
Elementary	Susp.	27	1233	2.2	0	0	0	0	0	0	0	2	0	0	
	Expl.	0	1233	0.0	0	0	0	0	0	0	0	0	0	0	
	RLE.	0	1233	0.0	0	0	0	0	0	0	0	0	0	0	
	Oth.	0	1233	0.0	0	0	0	0	0	0	0	0	0	0	
Jr./Middle	Susp.	248	498	49.8	0	0	0	4	0	0	0	76	4	3	
	Expl.	4	498	0.8	2	0	0	0	0	0	0	0	0	0	
	RLE.	7	498	1.4	2	0	0	4	0	0	0	0	0	0	
	Oth.	0	498	0.0	0	0	0	0	0	0	0	0	0	0	
Senior	Susp.	124	437	28.4	5	2	4	6	0	0	0	15	40	5	
	Expl.	2	437	0.5	1	0	0	0	0	0	0	0	0	0	
	RLE.	12	437	2.7	5	1	0	6	0	0	0	0	0	0	
	Oth.	1	437	0.2	0	0	0	0	0	0	0	0	1	0	
3110 District Totals:															
	Susp.	399	2168	18.4	5	2	4	10	0	0	0	93	44	8	
	Expl.	6	2168	0.3	3	0	0	0	0	0	0	0	0	0	
	RLE.	19	2168	0.9	7	1	0	10	0	0	0	0	0	0	
	Oth.	1	2168	0.0	0	0	0	0	0	0	0	0	1	0	
3120 GREELEY 6															
Elementary	Susp.	575	7863	7.3	0	4	0	0	23	0	0	184	166	7	
	Expl.	0	7863	0.0	0	0	0	0	0	0	0	0	0	0	
	RLE.	6	7863	0.1	0	0	0	0	1	0	0	0	2	0	
	Oth.	0	7863	0.0	0	0	0	0	0	0	0	0	0	0	
Jr./Middle	Susp.	2702	3908	69.1	38	6	6	0	39	0	2	1258	696	21	
	Expl.	101	3908	2.6	18	1	0	0	10	0	0	17	41	0	
	RLE.	61	3908	1.6	14	5	1	0	6	0	0	5	16	0	
	Oth.	0	3908	0.0	0	0	0	0	0	0	0	0	0	0	
Senior	Susp.	1579	5568	28.4	88	26	5	16	10	2	0	714	338	18	



sdisuspexpl.lis

1/19/2007

Expl.	56	5568	1.0	11	4	0	0	0	0	0	8	18	4
RLE.	92	5568	1.7	7	2	0	0	2	1	0	9	43	1
Oth.	2	5568	0.0	0	0	0	0	0	0	0	0	2	0

3120 District Totals:

Susp.	4856	17339	28.0	126	36	11	16	72	2	2	2156	1200	46
Expl.	157	17339	0.9	29	5	0	0	10	0	0	25	59	4
RLE.	159	17339	0.9	21	7	1	0	13	1	0	14	61	1
Oth.	2	17339	0.0	0	0	0	0	0	0	0	0	2	0




01/19/2007
11:15

Colorado Department of Education
Safety & Discipline Indicators (SDI)
2004-2005 Suspensions and Expulsions Report
Incident Rate and Reasons by School Type

Page: 127
File: sdi

Cnty/Dist/Sch	Type	Students Dscplned	EOY Stu Ct	% Rate	Drug Violations	Alcohol Violations	Tobacco Violations	Assaults/ Fights	Dangerous Weapons	Robbery	Other Felony	Disobey/ Defiant	Detrement Behavior	Destroy Property	Re Inte
WELD															
3130 PLATTE VALLEY RE-7															
Elementary	Susp.	3	557	0.5	0	0	0	0	0	0	0	1	2	0	
	Expl.	0	557	0.0	0	0	0	0	0	0	0	0	0	0	
	RLE.	0	557	0.0	0	0	0	0	0	0	0	0	0	0	
	Oth.	0	557	0.0	0	0	0	0	0	0	0	0	0	0	
Jr./Middle	Susp.	50	306	16.3	0	0	1	0	0	0	0	23	11	0	
	Expl.	1	306	0.3	0	0	0	0	0	0	0	1	0	0	
	RLE.	0	306	0.0	0	0	0	0	0	0	0	0	0	0	
	Oth.	0	306	0.0	0	0	0	0	0	0	0	0	0	0	
Senior	Susp.	49	285	17.2	0	1	3	0	0	0	0	21	5	0	
	Expl.	0	285	0.0	0	0	0	0	0	0	0	0	0	0	
	RLE.	0	285	0.0	0	0	0	0	0	0	0	0	0	0	
	Oth.	0	285	0.0	0	0	0	0	0	0	0	0	0	0	
3130 District Totals:															
	Susp.	102	1148	8.9	0	1	4	0	0	0	0	45	18	0	
	Expl.	1	1148	0.1	0	0	0	0	0	0	0	1	0	0	
	RLE.	0	1148	0.0	0	0	0	0	0	0	0	0	0	0	
	Oth.	0	1148	0.0	0	0	0	0	0	0	0	0	0	0	
3140 WELD COUNTY S/D RE-8															
Elementary	Susp.	4	1280	0.3	0	0	0	0	3	0	0	0	0	0	
	Expl.	3	1280	0.2	0	0	0	0	1	0	0	0	0	0	
	RLE.	1	1280	0.1	0	0	0	0	0	0	0	0	0	0	
	Oth.	0	1280	0.0	0	0	0	0	0	0	0	0	0	0	
Jr./Middle	Susp.	251	616	40.7	1	0	0	0	0	0	0	129	69	3	
	Expl.	5	616	0.8	0	0	0	0	0	0	0	5	0	0	
	RLE.	37	616	6.0	0	0	0	0	0	0	0	0	0	0	
	Oth.	0	616	0.0	0	0	0	0	0	0	0	0	0	0	
Senior	Susp.	132	570	23.2	6	1	4	0	1	0	0	1	3		



sdisuspexpl.lis

1/19/2007

Expl.	5	570	0.9	2	0	0	0	1	0	0	0	0	0
RLE.	1	570	0.2	0	0	0	0	0	0	0	0	0	0
Oth.	7	570	1.2	0	0	7	0	0	0	0	0	0	0

3140 District Totals:

Susp.	387	2466	15.7	7	1	4	0	4	0	0	129	70	6
Expl.	13	2466	0.5	2	0	0	0	2	0	0	5	0	0
RLE.	39	2466	1.6	0	0	0	0	0	0	0	0	0	0
Oth.	7	2466	0.3	0	0	7	0	0	0	0	0	0	0




01/19/2007
11:15

Colorado Department of Education
Safety & Discipline Indicators (SDI)
2004-2005 Suspensions and Expulsions Report
Incident Rate and Reasons by School Type

Page: 128
File: sdi

Cnty/Dist/Sch	Type	Students Dscplned	EOY Stu Ct	% Rate	Drug Violations	Alcohol Violations	Tobacco Violations	Assaults/ Fights	Dangerous Weapons	Robbery	Other Felony	Disobey/ Defiant	Detrement Behavior	Destroy Property	Re Inte
WELD															
3145 AULT-HIGHLAND RE-9															
Elementary	Susp.	43	414	10.4	0	0	0	0	0	0	1	0	0	0	0
	Expl.	0	414	0.0	0	0	0	0	0	0	0	0	0	0	0
	RLE.	0	414	0.0	0	0	0	0	0	0	0	0	0	0	0
	Oth.	0	414	0.0	0	0	0	0	0	0	0	0	0	0	0
Jr./Middle	Susp.	130	239	54.4	0	0	0	0	1	0	0	15	56	0	0
	Expl.	0	239	0.0	0	0	0	0	0	0	0	0	0	0	0
	RLE.	31	239	13.0	0	0	0	0	1	0	0	0	0	0	0
	Oth.	0	239	0.0	0	0	0	0	0	0	0	0	0	0	0
Senior	Susp.	90	253	35.6	1	1	3	1	1	0	0	9	29	0	0
	Expl.	0	253	0.0	0	0	0	0	0	0	0	0	0	0	0
	RLE.	32	253	12.6	1	0	2	1	1	0	0	0	25	0	0
	Oth.	0	253	0.0	0	0	0	0	0	0	0	0	0	0	0
3145 District Totals:															
	Susp.	263	906	29.0	1	1	3	1	2	0	1	24	85	0	0
	Expl.	0	906	0.0	0	0	0	0	0	0	0	0	0	0	0
	RLE.	63	906	7.0	1	0	2	1	1	0	0	0	25	0	0
	Oth.	0	906	0.0	0	0	0	0	0	0	0	0	0	0	0
3146 BRIGGSDALE RE-10															
Elementary	Susp.	5	65	7.7	0	0	0	0	0	0	0	0	0	0	0
	Expl.	0	65	0.0	0	0	0	0	0	0	0	0	0	0	0
	RLE.	0	65	0.0	0	0	0	0	0	0	0	0	0	0	0
	Oth.	0	65	0.0	0	0	0	0	0	0	0	0	0	0	0
Jr./Middle	Susp.	0	0	0.0	0	0	0	0	0	0	0	0	0	0	0
	Expl.	0	0	0.0	0	0	0	0	0	0	0	0	0	0	0
	RLE.	0	0	0.0	0	0	0	0	0	0	0	0	0	0	0
	Oth.	0	0	0.0	0	0	0	0	0	0	0	0	0	0	0
Senior	Susp.	13	69	18.8	0	0	0	3	0	0	0	0	0	0	0



sdisuspexpl.lis

1/19/2007

Expl.	0	69	0.0	0	0	0	0	0	0	0	0	0	0	0
RLE.	0	69	0.0	0	0	0	0	0	0	0	0	0	0	0
Oth.	0	69	0.0	0	0	0	0	0	0	0	0	0	0	0

3146 District Totals:

Susp.	18	134	13.4	0	0	0	3	0	0	0	0	0	0	0
Expl.	0	134	0.0	0	0	0	0	0	0	0	0	0	0	0
RLE.	0	134	0.0	0	0	0	0	0	0	0	0	0	0	0
Oth.	0	134	0.0	0	0	0	0	0	0	0	0	0	0	0




01/19/2007
11:15

Colorado Department of Education
Safety & Discipline Indicators (SDI)
2004-2005 Suspensions and Expulsions Report
Incident Rate and Reasons by School Type

Page: 129
File: sdi

Cnty/Dist/Sch	Type	Students Dscplned	EOY Stu Ct	% Rate	Drug Violations	Alcohol Violations	Tobacco Violations	Assaults/ Fights	Dangerous Weapons	Robbery	Other Felony	Disobey/ Defiant	Detrement Behavior	Destroy Property	Re Inte
WELD															
3147 PRAIRIE RE-11															
Elementary	Susp.	0	68	0.0	0	0	0	0	0	0	0	0	0	0	0
	Expl.	0	68	0.0	0	0	0	0	0	0	0	0	0	0	0
	RLE.	0	68	0.0	0	0	0	0	0	0	0	0	0	0	0
	Oth.	0	68	0.0	0	0	0	0	0	0	0	0	0	0	0
Jr./Middle	Susp.	0	0	0.0	0	0	0	0	0	0	0	0	0	0	0
	Expl.	0	0	0.0	0	0	0	0	0	0	0	0	0	0	0
	RLE.	0	0	0.0	0	0	0	0	0	0	0	0	0	0	0
	Oth.	0	0	0.0	0	0	0	0	0	0	0	0	0	0	0
Senior	Susp.	7	59	11.9	0	0	0	0	0	0	0	6	1	0	0
	Expl.	0	59	0.0	0	0	0	0	0	0	0	0	0	0	0
	RLE.	0	59	0.0	0	0	0	0	0	0	0	0	0	0	0
	Oth.	0	59	0.0	0	0	0	0	0	0	0	0	0	0	0
3147 District Totals:															
	Susp.	7	127	5.5	0	0	0	0	0	0	0	6	1	0	0
	Expl.	0	127	0.0	0	0	0	0	0	0	0	0	0	0	0
	RLE.	0	127	0.0	0	0	0	0	0	0	0	0	0	0	0
	Oth.	0	127	0.0	0	0	0	0	0	0	0	0	0	0	0
3148 PAWNEE RE-12															
Elementary	Susp.	15	57	26.3	0	0	0	0	0	0	0	4	9	1	0
	Expl.	0	57	0.0	0	0	0	0	0	0	0	0	0	0	0
	RLE.	0	57	0.0	0	0	0	0	0	0	0	0	0	0	0
	Oth.	0	57	0.0	0	0	0	0	0	0	0	0	0	0	0
Jr./Middle	Susp.	0	0	0.0	0	0	0	0	0	0	0	0	0	0	0
	Expl.	0	0	0.0	0	0	0	0	0	0	0	0	0	0	0
	RLE.	0	0	0.0	0	0	0	0	0	0	0	0	0	0	0
	Oth.	0	0	0.0	0	0	0	0	0	0	0	0	0	0	0
Senior	Susp.	3	57	5.3	0	0	0	0	0	0	3	0	0	0	0



sdisuspexpl.lis

1/19/2007

Expl.	0	57	0.0	0	0	0	0	0	0	0	0	0	0	0
RLE.	0	57	0.0	0	0	0	0	0	0	0	0	0	0	0
Oth.	0	57	0.0	0	0	0	0	0	0	0	0	0	0	0

3148 District Totals:

Susp.	18	114	15.8	0	0	0	0	0	0	0	7	9	1
Expl.	0	114	0.0	0	0	0	0	0	0	0	0	0	0
RLE.	0	114	0.0	0	0	0	0	0	0	0	0	0	0
Oth.	0	114	0.0	0	0	0	0	0	0	0	0	0	0



01/19/2007
11:15

Colorado Department of Education
Safety & Discipline Indicators (SDI)
2004-2005 Suspensions and Expulsions Report
Incident Rate and Reasons by School Type

Page: 130
File: sdi

Cnty/Dist/Sch	Type	Students Dscplned	EOY Stu Ct	% Rate	Drug Violations	Alcohol Violations	Tobacco Violations	Assaults/ Fights	Dangerous Weapons	Robbery	Other Felony	Disobey/ Defiant	Detrement Behavior	Destroy Property	Re Inte
WELD															
WELD Totals:															
	Susp.	7297	32830	22.2	159	52	88	114	86	3	3	2648	1677	83	
	Expl.	211	32830	0.6	46	14	0	1	22	0	0	31	60	4	
	RLE.	298	32830	0.9	40	10	3	12	11	1	0	14	86	1	
	Oth.	89	32830	0.3	1	0	7	1	0	0	0	16	17	0	




01/19/2007
11:15

Colorado Department of Education
Safety & Discipline Indicators (SDI)
2004-2005 Suspensions and Expulsions Report
Incident Rate and Reasons by School Type

Page: 131
File: sdi

Cnty/Dist/Sch	Type	Students Dscplned	EOY Stu Ct	% Rate	Drug Violations	Alcohol Violations	Tobacco Violations	Assaults/ Fights	Dangerous Weapons	Robbery	Other Felony	Disobey/ Defiant	Detrement Behavior	Destroy Property	Re Inte
YUMA															
3200 YUMA 1															
Elementary	Susp.	18	315	5.7	0	0	0	0	0	0	0	1	17	0	
	Expl.	0	315	0.0	0	0	0	0	0	0	0	0	0	0	
	RLE.	0	315	0.0	0	0	0	0	0	0	0	0	0	0	
	Oth.	0	315	0.0	0	0	0	0	0	0	0	0	0	0	
Jr./Middle	Susp.	125	368	34.0	1	0	0	1	0	0	0	15	19	0	
	Expl.	0	368	0.0	0	0	0	0	0	0	0	0	0	0	
	RLE.	3	368	0.8	1	0	0	0	0	0	0	0	2	0	
	Oth.	0	368	0.0	0	0	0	0	0	0	0	0	0	0	
Senior	Susp.	38	228	16.7	0	0	0	4	0	3	0	10	7	3	
	Expl.	1	228	0.4	0	0	0	0	1	0	0	0	0	0	
	RLE.	2	228	0.9	0	0	0	0	1	0	0	0	1	0	
	Oth.	0	228	0.0	0	0	0	0	0	0	0	0	0	0	
3200 District Totals:															
	Susp.	181	911	19.9	1	0	3	5	0	3	0	26	43	3	
	Expl.	1	911	0.1	0	0	0	0	1	0	0	0	0	0	
	RLE.	5	911	0.5	1	0	0	0	1	0	0	0	3	0	
	Oth.	0	911	0.0	0	0	0	0	0	0	0	0	0	0	
3210 WRAY RD-2															
Elementary	Susp.	1	281	0.4	0	0	0	0	0	0	0	0	0	0	
	Expl.	0	281	0.0	0	0	0	0	0	0	0	0	0	0	
	RLE.	0	281	0.0	0	0	0	0	0	0	0	0	0	0	
	Oth.	0	281	0.0	0	0	0	0	0	0	0	0	0	0	
Jr./Middle	Susp.	41	218	18.8	0	1	0	6	0	0	0	26	3	1	
	Expl.	0	218	0.0	0	0	0	0	0	0	0	0	0	0	
	RLE.	3	218	1.4	0	0	0	0	0	0	0	0	0	1	
	Oth.	0	218	0.0	0	0	0	0	0	0	0	0	0	0	
Senior	Susp.	135	183	73.8	0	2	3	15	0	1	0	81	29	4	



sdisuspexpl.lis

1/19/2007

Expl.	0	183	0.0	0	0	0	0	0	0	0	0	0	0
RLE.	0	183	0.0	0	0	0	0	0	0	0	0	0	0
Oth.	87	183	47.5	0	0	0	0	0	0	0	0	0	0

3210 District Totals:

Susp.	177	682	26.0	0	3	3	21	0	1	0	107	32	5
Expl.	0	682	0.0	0	0	0	0	0	0	0	0	0	0
RLE.	3	682	0.4	0	0	0	0	0	0	0	0	0	1
Oth.	87	682	12.8	0	0	0	0	0	0	0	0	0	0




01/19/2007
11:15

Colorado Department of Education
Safety & Discipline Indicators (SDI)
2004-2005 Suspensions and Expulsions Report
Incident Rate and Reasons by School Type

Page: 132
File: sdi

Cnty/Dist/Sch	Type	Students Dscplned	EOY Stu Ct	% Rate	Drug Violations	Alcohol Violations	Tobacco Violations	Assaults/ Fights	Dangerous Weapons	Robbery	Other Felony	Disobey/ Defiant	Detrement Behavior	Destroy Property	Re Inte
YUMA															
3220 IDALIA RJ-3															
Elementary	Susp.	0	96	0.0	0	0	0	0	0	0	0	0	0	0	0
	Expl.	0	96	0.0	0	0	0	0	0	0	0	0	0	0	0
	RLE.	0	96	0.0	0	0	0	0	0	0	0	0	0	0	0
	Oth.	0	96	0.0	0	0	0	0	0	0	0	0	0	0	0
Jr./Middle	Susp.	0	0	0.0	0	0	0	0	0	0	0	0	0	0	0
	Expl.	0	0	0.0	0	0	0	0	0	0	0	0	0	0	0
	RLE.	0	0	0.0	0	0	0	0	0	0	0	0	0	0	0
	Oth.	0	0	0.0	0	0	0	0	0	0	0	0	0	0	0
Senior	Susp.	0	48	0.0	0	0	0	0	0	0	0	0	0	0	0
	Expl.	0	48	0.0	0	0	0	0	0	0	0	0	0	0	0
	RLE.	0	48	0.0	0	0	0	0	0	0	0	0	0	0	0
	Oth.	0	48	0.0	0	0	0	0	0	0	0	0	0	0	0
3220 District Totals:															
	Susp.	0	144	0.0	0	0	0	0	0	0	0	0	0	0	0
	Expl.	0	144	0.0	0	0	0	0	0	0	0	0	0	0	0
	RLE.	0	144	0.0	0	0	0	0	0	0	0	0	0	0	0
	Oth.	0	144	0.0	0	0	0	0	0	0	0	0	0	0	0
3230 LIBERTY J-4															
Elementary	Susp.	0	45	0.0	0	0	0	0	0	0	0	0	0	0	0
	Expl.	0	45	0.0	0	0	0	0	0	0	0	0	0	0	0
	RLE.	0	45	0.0	0	0	0	0	0	0	0	0	0	0	0
	Oth.	0	45	0.0	0	0	0	0	0	0	0	0	0	0	0
Jr./Middle	Susp.	0	0	0.0	0	0	0	0	0	0	0	0	0	0	0
	Expl.	0	0	0.0	0	0	0	0	0	0	0	0	0	0	0
	RLE.	0	0	0.0	0	0	0	0	0	0	0	0	0	0	0
	Oth.	0	0	0.0	0	0	0	0	0	0	0	0	0	0	0
Senior	Susp.	0	40	0.0	0	0	0	0	0	0	0	0	0	0	0



sdisuspexpl.lis

1/19/2007

Expl.	0	40	0.0	0	0	0	0	0	0	0	0	0	0	0
RLE.	0	40	0.0	0	0	0	0	0	0	0	0	0	0	0
Oth.	0	40	0.0	0	0	0	0	0	0	0	0	0	0	0

3230 District Totals:

Susp.	0	85	0.0	0	0	0	0	0	0	0	0	0	0	0
Expl.	0	85	0.0	0	0	0	0	0	0	0	0	0	0	0
RLE.	0	85	0.0	0	0	0	0	0	0	0	0	0	0	0
Oth.	0	85	0.0	0	0	0	0	0	0	0	0	0	0	0



01/19/2007
11:15

Colorado Department of Education
Safety & Discipline Indicators (SDI)
2004-2005 Suspensions and Expulsions Report
Incident Rate and Reasons by School Type

Page: 133
File: sdi

Cnty/Dist/Sch	Type	Students Dscplned	EOY Stu Ct	% Rate	Drug Violations	Alcohol Violations	Tobacco Violations	Assaults/ Fights	Dangerous Weapons	Robbery	Other Felony	Disobey/ Defiant	Detrement Behavior	Destroy Property	Re Inte
YUMA															
YUMA Totals:															
	Susp.	358	1822	19.6	1	3	6	26	0	4	0	133	75	8	
	Expl.	1	1822	0.1	0	0	0	0	1	0	0	0	0	0	
	RLE.	8	1822	0.4	1	0	0	0	1	0	0	0	3	1	
	Oth.	87	1822	4.8	0	0	0	0	0	0	0	0	0	0	




01/19/2007
11:15

Colorado Department of Education
Safety & Discipline Indicators (SDI)
2004-2005 Suspensions and Expulsions Report
Incident Rate and Reasons by School Type

Page: 134
File: sdi

Cnty/Dist/Sch	Type	Students Dscplned	EOY Stu Ct	% Rate	Drug Violations	Alcohol Violations	Tobacco Violations	Assaults/ Fights	Dangerous Weapons	Robbery	Other Felony	Disobey/ Defiant	Detrement Behavior	Destroy Property	Re Inte
COLORADO BOCES															
9030 MOUNTAIN BOCES															
Elementary	Susp.	0	0	0.0	0	0	0	0	0	0	0	0	0	0	0
	Expl.	0	0	0.0	0	0	0	0	0	0	0	0	0	0	0
	RLE.	0	0	0.0	0	0	0	0	0	0	0	0	0	0	0
	Oth.	0	0	0.0	0	0	0	0	0	0	0	0	0	0	0
Jr./Middle	Susp.	0	0	0.0	0	0	0	0	0	0	0	0	0	0	0
	Expl.	0	0	0.0	0	0	0	0	0	0	0	0	0	0	0
	RLE.	0	0	0.0	0	0	0	0	0	0	0	0	0	0	0
	Oth.	0	0	0.0	0	0	0	0	0	0	0	0	0	0	0
Senior	Susp.	24	127	18.9	5	0	0	0	0	0	0	5	12	0	0
	Expl.	2	127	1.6	0	0	0	0	0	0	0	0	0	2	0
	RLE.	1	127	0.8	0	0	0	0	0	1	0	0	0	0	0
	Oth.	1	127	0.8	0	0	0	0	0	0	0	1	0	0	0
9030 District Totals:															
	Susp.	24	127	18.9	5	0	0	0	0	0	0	5	12	0	0
	Expl.	2	127	1.6	0	0	0	0	0	0	0	0	0	2	0
	RLE.	1	127	0.8	0	0	0	0	0	1	0	0	0	0	0
	Oth.	1	127	0.8	0	0	0	0	0	0	0	1	0	0	0
9130 EXPEDITIONARY BOCES															
Elementary	Susp.	0	0	0.0	0	0	0	0	0	0	0	0	0	0	0
	Expl.	0	0	0.0	0	0	0	0	0	0	0	0	0	0	0
	RLE.	0	0	0.0	0	0	0	0	0	0	0	0	0	0	0
	Oth.	0	0	0.0	0	0	0	0	0	0	0	0	0	0	0
Jr./Middle	Susp.	0	0	0.0	0	0	0	0	0	0	0	0	0	0	0
	Expl.	0	0	0.0	0	0	0	0	0	0	0	0	0	0	0
	RLE.	0	0	0.0	0	0	0	0	0	0	0	0	0	0	0
	Oth.	0	0	0.0	0	0	0	0	0	0	0	0	0	0	0
Senior	Susp.	16	352	4.5	0	0	1	6	0	0	0	0	0	0	0



sdisuspexpl.lis

1/19/2007

Expl.	0	352	0.0	0	0	0	0	0	0	0	0	0	0	0
RLE.	0	352	0.0	0	0	0	0	0	0	0	0	0	0	0
Oth.	1	352	0.3	0	0	0	0	0	0	0	0	0	0	0

9130 District Totals:

Susp.	16	352	4.5	0	0	1	6	0	0	0	0	0	0	0
Expl.	0	352	0.0	0	0	0	0	0	0	0	0	0	0	0
RLE.	0	352	0.0	0	0	0	0	0	0	0	0	0	0	0
Oth.	1	352	0.3	0	0	0	0	0	0	0	0	0	0	0



01/19/2007
11:15

Colorado Department of Education
Safety & Discipline Indicators (SDI)
2004-2005 Suspensions and Expulsions Report
Incident Rate and Reasons by School Type

Page: 135
File: sdi

Cnty/Dist/Sch	Type	Students Dscplned	EOY Stu Ct	% Rate	Drug Violations	Alcohol Violations	Tobacco Violations	Assaults/ Fights	Dangerous Weapons	Robbery	Other Felony	Disobey/ Defiant	Detrement Behavior	Destroy Property	Re Inte
COLORADO BOCS															

COLORADO BOCS Totals:

Susp.	40	479	8.4	5	0	1	6	0	0	0	5	12	0		
Expl.	2	479	0.4	0	0	0	0	0	0	0	0	0	0	2	
RLE.	1	479	0.2	0	0	0	0	0	0	1	0	0	0	0	
Oth.	2	479	0.4	0	0	0	0	0	0	0	0	1	0	0	



01/19/2007
11:15

Colorado Department of Education
Safety & Discipline Indicators (SDI)
2004-2005 Suspensions and Expulsions Report
Incident Rate and Reasons by School Type

Page: 136
File: sdi

Cnty/Dist/Sch	Type	Students Dscplned	EOY Stu Ct	% Rate	Drug Violations	Alcohol Violations	Tobacco Violations	Assaults/ Fights	Dangerous Weapons	Robbery	Other Felony	Disobey/ Defiant	Detrement Behavior	Destroy Property	Re Inte
REPORT TOTALS															
	Susp.	116094	768633	15.1	3394	1329	1686	2783	822	527	99	26083	23423	1095	
	Expl.	2418	768633	0.3	590	77	2	56	514	13	16	161	382	50	
	RLE.	11530	768633	1.5	2317	677	264	450	499	90	50	347	1777	194	
	Oth.	5683	768633	0.7	149	22	288	68	16	7	13	1548	696	118	



