



# COLORADO DEPARTMENT OF EDUCATION



## CLASSROOM TEACHERS BY AGE GROUP

	<u>24 &amp; UNDER</u>	<u>25-29</u>	<u>30-34</u>	<u>35-39</u>	<u>40-44</u>	<u>45-49</u>	<u>50-54</u>	<u>55-59</u>	<u>60-64</u>	<u>65 &amp; OVER</u>	<u>TOTAL</u>
<b><u>FALL 1986</u></b>											
REGULAR	441	2,724	3,774	5,973	5,773	3,983	2,821	1,778	629	121	28,017
SPECIAL EDUCATION	33	357	700	866	476	265	160	102	47	10	3,016
TITLE I	9	21	38	66	84	47	35	45	17	5	367
<b>TOTAL</b>	<b>483</b>	<b>3,102</b>	<b>4,512</b>	<b>6,905</b>	<b>6,333</b>	<b>4,295</b>	<b>3,016</b>	<b>1,925</b>	<b>693</b>	<b>136</b>	<b>31,400</b>
<b><u>FALL 1987</u></b>											
REGULAR	380	2,580	3,655	5,650	6,245	4,376	3,014	1,689	591	130	28,310
SPECIAL EDUCATION	29	316	592	913	558	277	157	105	47	12	3,006
TITLE I	5	41	55	102	138	88	69	51	20	5	574
<b>TOTAL</b>	<b>414</b>	<b>2,937</b>	<b>4,302</b>	<b>6,665</b>	<b>6,941</b>	<b>4,741</b>	<b>3,240</b>	<b>1,845</b>	<b>658</b>	<b>147</b>	<b>31,890</b>
<b><u>FALL 1988</u></b>											
REGULAR	342	2,452	3,560	5,285	6,561	4,676	3,180	1,694	575	113	28,438
SPECIAL EDUCATION	25	277	553	897	699	297	186	103	44	10	3,091
TITLE I	5	37	59	98	132	108	70	52	31	7	599
<b>TOTAL</b>	<b>372</b>	<b>2,766</b>	<b>4,172</b>	<b>6,280</b>	<b>7,392</b>	<b>5,081</b>	<b>3,436</b>	<b>1,849</b>	<b>650</b>	<b>130</b>	<b>32,128</b>
<b><u>FALL 1989</u></b>											
REGULAR	336	2,403	3,440	4,943	6,820	5,047	3,391	1,735	603	105	28,823
SPECIAL EDUCATION	26	257	506	851	832	350	200	100	41	15	3,178
TITLE I	5	36	59	108	166	137	88	57	29	10	695
<b>TOTAL</b>	<b>367</b>	<b>2,696</b>	<b>4,005</b>	<b>5,902</b>	<b>7,818</b>	<b>5,534</b>	<b>3,679</b>	<b>1,892</b>	<b>673</b>	<b>130</b>	<b>32,696</b>
<b><u>FALL 1990</u></b>											
REGULAR	333	2,332	3,296	4,579	7,043	5,269	2,749	1,798	604	95	28,098
SPECIAL EDUCATION	18	230	484	813	887	403	220	104	47	15	3,221
TITLE I	8	37	67	96	194	137	91	60	36	8	734
<b>TOTAL</b>	<b>359</b>	<b>2,599</b>	<b>3,847</b>	<b>5,488</b>	<b>8,124</b>	<b>5,809</b>	<b>3,060</b>	<b>1,962</b>	<b>687</b>	<b>118</b>	<b>32,053</b>
<b><u>FALL 1991</u></b>											
REGULAR	357	2,406	3,369	4,446	6,795	6,083	3,876	1,857	604	108	29,901
SPECIAL EDUCATION	13	201	447	771	930	496	256	110	52	19	3,295
TITLE I	7	37	57	95	189	177	109	66	40	12	789
<b>TOTAL</b>	<b>377</b>	<b>2,644</b>	<b>3,873</b>	<b>5,312</b>	<b>7,914</b>	<b>6,756</b>	<b>4,241</b>	<b>2,033</b>	<b>696</b>	<b>139</b>	<b>33,985</b>


# COLORADO DEPARTMENT OF EDUCATION



## CLASSROOM TEACHERS BY AGE GROUP

	<u>24 &amp; UNDER</u>	<u>25-29</u>	<u>30-34</u>	<u>35-39</u>	<u>40-44</u>	<u>45-49</u>	<u>50-54</u>	<u>55-59</u>	<u>60-64</u>	<u>65 &amp; OVER</u>	<u>TOTAL</u>
<b><u>FALL 1992</u></b>											
REGULAR	384	2,532	3,429	4,252	6,515	6,605	4,090	1,777	473	84	30,141
SPECIAL EDUCATION	16	190	403	689	968	605	275	128	44	14	3,332
TITLE I	3	43	51	99	187	204	130	67	33	12	829
<b>TOTAL</b>	<b>403</b>	<b>2,765</b>	<b>3,883</b>	<b>5,040</b>	<b>7,670</b>	<b>7,414</b>	<b>4,495</b>	<b>1,972</b>	<b>550</b>	<b>110</b>	<b>34,302</b>
<b><u>FALL 1993</u></b>											
REGULAR	369	2,619	3,417	4,156	6,141	6,948	4,376	1,837	442	83	30,388
SPECIAL EDUCATION	9	177	367	592	967	721	313	132	39	13	3,330
TITLE I	5	49	84	104	180	239	177	76	42	9	965
<b>TOTAL</b>	<b>383</b>	<b>2,845</b>	<b>3,868</b>	<b>4,852</b>	<b>7,288</b>	<b>7,908</b>	<b>4,866</b>	<b>2,045</b>	<b>523</b>	<b>105</b>	<b>34,683</b>
<b><u>FALL 1994</u></b>											
REGULAR	435	3,002	3,469	4,150	5,739	7,247	4,813	1,954	513	92	31,414
SPECIAL EDUCATION	20	166	349	535	965	835	372	140	47	16	3,445
TITLE I	6	43	88	118	184	258	188	100	34	11	1,030
<b>TOTAL</b>	<b>461</b>	<b>3,211</b>	<b>3,906</b>	<b>4,803</b>	<b>6,888</b>	<b>8,340</b>	<b>5,373</b>	<b>2,194</b>	<b>594</b>	<b>119</b>	<b>35,889</b>
<b><u>FALL 1995</u></b>											
REGULAR	384	3,239	3,431	4,088	5,361	7,446	5,051	2,125	580	117	31,822
SPECIAL EDUCATION	19	186	365	501	853	968	407	168	54	14	3,535
TITLE I	12	52	88	109	183	270	179	94	39	8	1,034
<b>TOTAL</b>	<b>415</b>	<b>3,477</b>	<b>3,884</b>	<b>4,698</b>	<b>6,397</b>	<b>8,684</b>	<b>5,637</b>	<b>2,387</b>	<b>673</b>	<b>139</b>	<b>36,391</b>
<b><u>FALL 1996</u></b>											
REGULAR	395	3,572	3,584	4,019	5,121	7,126	5,801	2,436	634	112	32,800
SPECIAL EDUCATION	16	197	347	453	813	1,015	486	197	61	15	3,600
TITLE I	9	73	85	88	160	242	204	101	35	11	1,008
<b>TOTAL</b>	<b>420</b>	<b>3,842</b>	<b>4,016</b>	<b>4,560</b>	<b>6,094</b>	<b>8,383</b>	<b>6,491</b>	<b>2,734</b>	<b>730</b>	<b>138</b>	<b>37,408</b>
<b><u>FALL 1997</u></b>											
REGULAR	489	3,912	3,885	4,061	4,994	6,943	6,336	2,705	707	120	34,152
SPECIAL EDUCATION	38	248	338	442	727	1,039	594	220	66	16	3,728
TITLE I	15	64	94	95	140	236	238	118	34	7	1,041
<b>TOTAL</b>	<b>542</b>	<b>4,224</b>	<b>4,317</b>	<b>4,598</b>	<b>5,861</b>	<b>8,218</b>	<b>7,168</b>	<b>3,043</b>	<b>807</b>	<b>143</b>	<b>38,921</b>

# COLORADO DEPARTMENT OF EDUCATION



## CLASSROOM TEACHERS BY AGE GROUP

	<u>24 &amp; UNDER</u>	<u>25-29</u>	<u>30-34</u>	<u>35-39</u>	<u>40-44</u>	<u>45-49</u>	<u>50-54</u>	<u>55-59</u>	<u>60-64</u>	<u>65 &amp; OVER</u>	<u>TOTAL</u>
<b><u>FALL 1998</u></b>											
REGULAR	695	4,199	4,224	4,265	5,096	6,884	6,825	2,890	810	150	36,038
SPECIAL EDUCATION	46	300	362	425	657	1,000	692	231	70	18	3,801
TITLE I	13	77	93	89	142	224	256	121	37	10	1,062
<b>TOTAL</b>	<b>754</b>	<b>4,576</b>	<b>4,679</b>	<b>4,779</b>	<b>5,895</b>	<b>8,108</b>	<b>7,773</b>	<b>3,242</b>	<b>917</b>	<b>178</b>	<b>40,901</b>
<b><u>FALL 1999</u></b>											
REGULAR	820	4,562	4,726	4,331	5,149	6,608	7,066	3,052	855	149	37,318
SPECIAL EDUCATION	49	375	389	427	594	959	800	278	71	19	3,961
TITLE I	10	85	76	109	125	202	235	119	32	11	1,004
<b>TOTAL</b>	<b>879</b>	<b>5,022</b>	<b>5,191</b>	<b>4,867</b>	<b>5,868</b>	<b>7,769</b>	<b>8,101</b>	<b>3,449</b>	<b>958</b>	<b>179</b>	<b>42,283</b>
<b><u>FALL 2000</u></b>											
REGULAR	1,028	4,834	5,176	4,419	5,231	6,408	7,345	3,224	942	185	38,792
SPECIAL EDUCATION	51	382	414	426	561	853	903	292	78	22	3,982
TITLE I	24	68	93	97	126	192	225	115	39	10	989
<b>TOTAL</b>	<b>1,103</b>	<b>5,284</b>	<b>5,683</b>	<b>4,942</b>	<b>5,918</b>	<b>7,453</b>	<b>8,473</b>	<b>3,631</b>	<b>1,059</b>	<b>217</b>	<b>43,763</b>
<b><u>FALL 2001</u></b>											
REGULAR	1,235	5,404	5,633	4,633	5,265	6,195	7,117	3,773	1,016	194	40,465
SPECIAL EDUCATION	65	459	490	430	575	900	1,010	383	114	31	4,457
TITLE I	34	82	101	87	124	165	190	115	42	3	943
<b>TOTAL</b>	<b>1,334</b>	<b>5,945</b>	<b>6,224</b>	<b>5,150</b>	<b>5,964</b>	<b>7,260</b>	<b>8,317</b>	<b>4,271</b>	<b>1,172</b>	<b>228</b>	<b>45,865</b>
<b><u>FALL 2002</u></b>											
REGULAR	1,197	5,780	5,941	4,778	5,240	6,023	6,969	4,137	1,164	240	41,469
SPECIAL EDUCATION	86	497	558	451	610	855	1,075	502	144	34	4,812
TITLE I	22	110	108	87	111	170	183	118	46	5	960
<b>TOTAL</b>	<b>1,305</b>	<b>6,387</b>	<b>6,607</b>	<b>5,316</b>	<b>5,961</b>	<b>7,048</b>	<b>8,227</b>	<b>4,757</b>	<b>1,354</b>	<b>279</b>	<b>47,241</b>
<b><u>FALL 2003</u></b>											
REGULAR	995	5,687	5,950	4,986	5,212	5,855	6,689	4,400	1,298	271	41,343
SPECIAL EDUCATION	70	493	546	472	582	743	1,038	594	157	41	4,736
TITLE I	29	122	123	91	101	150	184	118	52	6	976
<b>TOTAL</b>	<b>1,094</b>	<b>6,302</b>	<b>6,619</b>	<b>5,549</b>	<b>5,895</b>	<b>6,748</b>	<b>7,911</b>	<b>5,112</b>	<b>1,507</b>	<b>318</b>	<b>47,055</b>