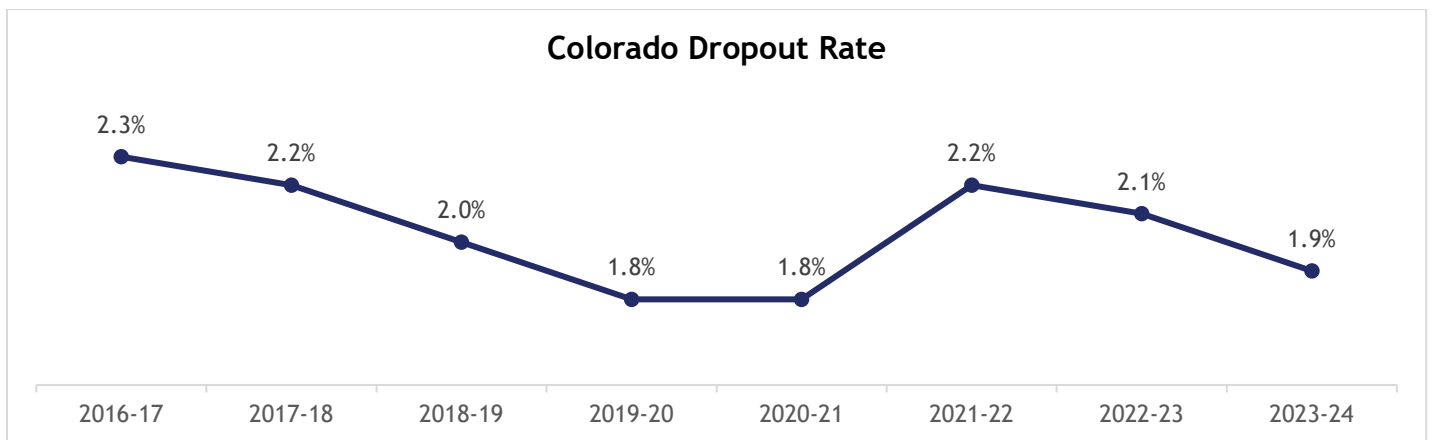


# 2023-24 Dropout Data Release Summary

## Statewide dropout rate improved in 2023-24

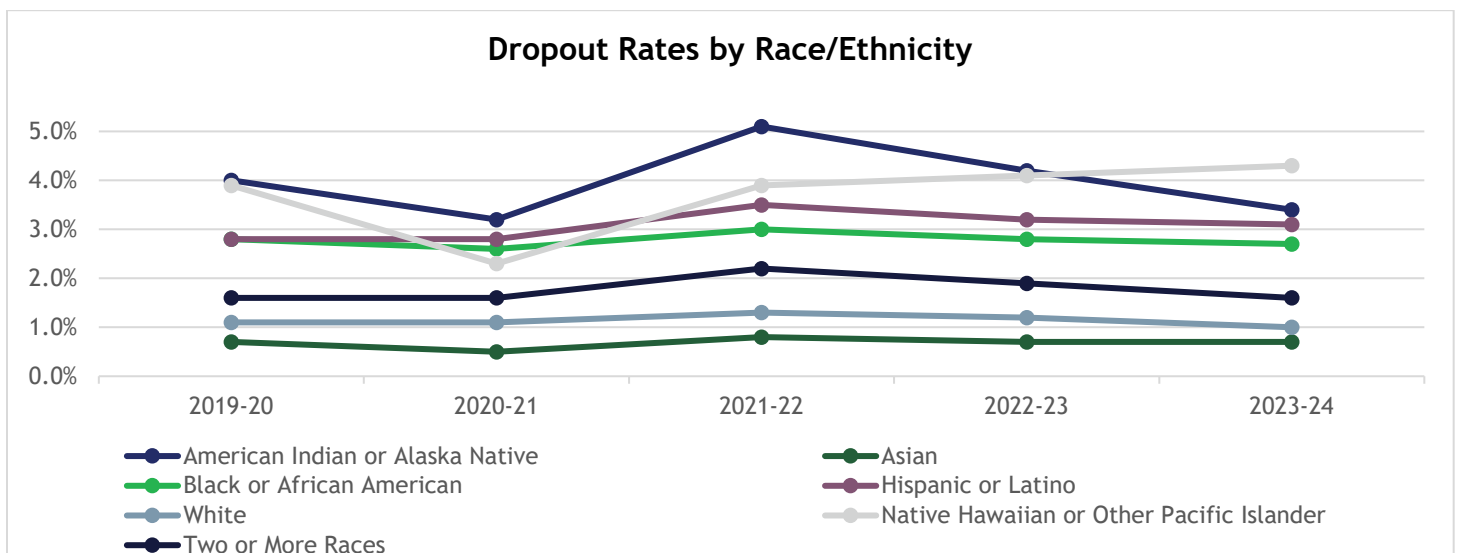
Overall, dropout rates in 2023-24 improved in comparison to 2022-23. This included:

- An improvement in the state dropout rate from 2.1% to 1.9%. This is a reduction of 0.2 percentage points and represents 718 fewer students in grades 7-12 who dropped out.
- About 76% of districts had dropout rates that were the same or better than the prior year (140 of the 185 local education agencies or BOCES).
- The dropout rate in 2021-22 increased substantially over the previous year. With the reduction in 2023-24, the rate is now below the 2018-19 rate and near its lowest point recorded (2019-20).



## Race/Ethnicity subgroups show ongoing gaps

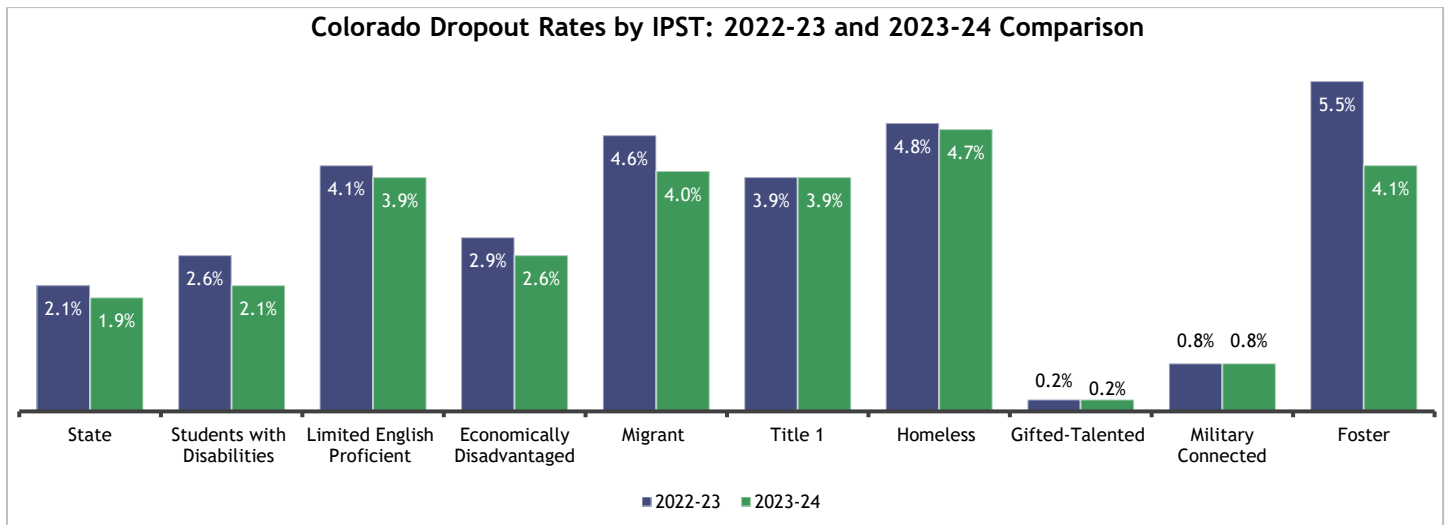
Historically, there have been gaps between different racial/ethnic groups in the dropout rate. In the 2023-24 data, there is improvement among all but two student groups, but gaps remain.



## Dropout rate by Instructional Program/Service Type (IPST)

Data from 2023-24 shows a decrease in gaps between student groups but gaps remaining. This is similar to the trends seen in previous years.

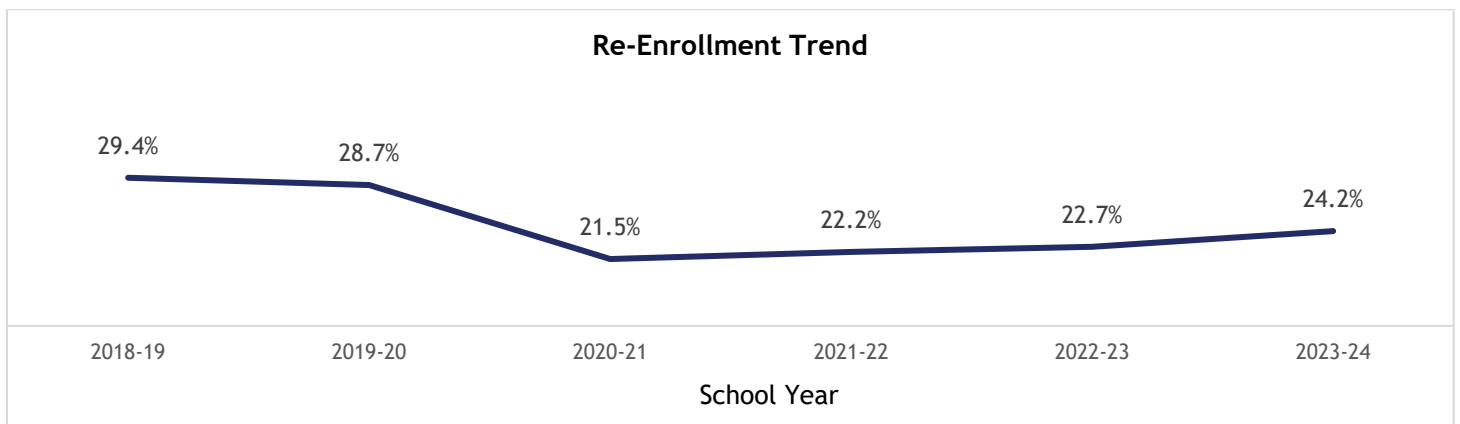
- Several student groups improved at a faster rate than the statewide improvement; Students with Disabilities (0.5% change), Economically disadvantaged (0.3% change), Migrant students (0.6% change), and Foster students (1.4% change).
- Homeless students had the highest dropout rate of the collected program types and improved at a slower rate than the statewide improvement (0.1% change compared to statewide 0.2% change).



## Re-enrollment and re-engagement rates

Students who drop out can re-enroll in school and continue their education within the same year or in future years.

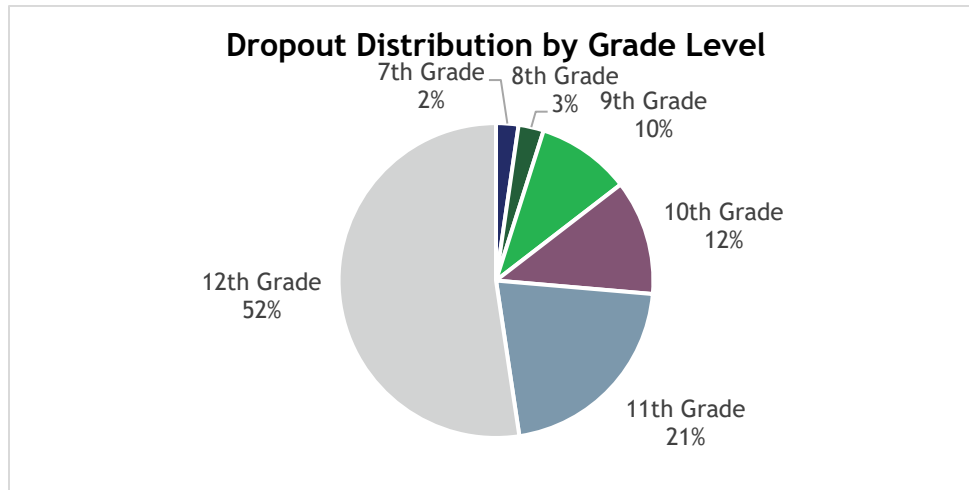
- In the 2022-23 school year, 9,658 students dropped out. 24.2 % (2,336 students) of the dropouts from 2022-23 year re-enrolled in the 2023-24 school year. Of this group of students:
  - 45.8% (1,069 students) were still enrolled at the end of 2023-24
  - 16.5% (386 students) graduated or completed in 2023-24
  - 2.1% (49 students) transferred to a high school equivalency program
  - The remainder (832 students) left school again.



## Concentrations of Dropouts

While student engagement may be a challenge facing a number of districts across the state, the majority of dropouts are often concentrated in a smaller subset of regions, districts, or grade levels.

- Districts below 1,200 students have substantially lower dropout rates and paired with the smaller enrollment numbers, this is also a small number of students.
- About 85% of the state's dropouts last attended one of 21 districts (about 10% of the state's districts)
- Twelfth grade students have the highest number and proportion of dropouts.



## Definitions

- **Dropout:** A student who leaves school for any reason, except death, before completion of a high school diploma or its equivalent, and who does not transfer to another public or private school or enroll in an approved home study program. Students who reach the age of 21 before receiving a diploma or designation of completion are also counted as dropouts.
- **Membership Base:** All 7<sup>th</sup>-12<sup>th</sup> grade students who were in membership at any point during the school year.
- **Dropout Rate:** The percentage of students who dropped out during the school year within the membership base calculated by dividing the number of dropouts by the number of students in the membership base.

## Resources

- [CDE's office of Dropout Prevention and Student Re-engagement](#) has compiled resources on evidence-based practices to improve student engagement.
  - [Attendance Challenge:](#) Attendance is an early predictor of student engagement and CDE has joined in an effort to build awareness and provide resources to improve attendance and engagement.
  - [Dropout Prevention Framework:](#) The Dropout Prevention Framework provides a framework for prevention efforts to engage students in learning and provide strategies for response when students start to disengage.
- [CDE's Data Services team](#) collects and publishes annual dropout data.